

# Dirty and Dark – political donations from the fossil fuel industry

1 February 2023

**1 February 2023**

The Australian Government continues to support fossil fuel exploration and development in Australia, despite [2021 modelling](https://www.iea.org/reports/net-zero-by-2050) by the International Energy Agency (IEA), [confirmed again in late 2022](https://www.theguardian.com/environment/2022/oct/27/carbon-emissions-to-peak-in-2025-in-historic-turning-point-says-iea), which finds that there can be no new coal, oil or gas projects if the world is to achieve zero net emissions by 2050 and limit global warming to 1.5°C.

Six new coal mining projects [were approved](https://epbcpublicportal.awe.gov.au/all-notices) between the release of the IEA's report and the ousting of the former Liberal-National government, while the new Labor government has granted [10 new oil and gas exploration licences](https://www.minister.industry.gov.au/ministers/king/media-releases/new-petroleum-acreage-provide-energy-security) since. There are also [118 coal, oil and gas projects](https://www.industry.gov.au/publications/resources-and-energy-major-projects-2022) currently in the investment pipeline nationally according to the Department of Industry, Science and Resources. The Labor government is actively supporting these developments even while its own [Climate Change Bill](https://www.aph.gov.au/Parliamentary_Business/Bills_Legislation/Bills_Search_Results/Result?bld=r6885) enshrines in law a 43% reduction in Australia's emissions by 2030.

So why do all three major political parties continue to back the fossil fuel industry at the risk of catastrophic climate change? A trawl of the latest political donations data, released on 1 February, offers some clues.

## Hefty donations from the fossil fuel industry

In FY2022 [1], fossil fuel companies donated \$2 million to the ALP, Liberal and National parties.

Yet given Australia's reputation for woefully inadequate political disclosure and 'dark money' donations, with 35% of all contributions(<https://www.theguardian.com/australia-news/2021/jan/31/australias-weak-donation-laws-allowed-1bn-in-dark-money-to-go-to-political-parties-over-two-decades>) coming from unknown sources, the true figure could be significantly higher.

Leading the pack with \$188,000 worth of largesse was Mineral Resources, followed by INPEX with \$157,300 and Santos with \$153,660. Fossil fuel lobby groups like the Minerals Council of Australia and the Australian Petroleum Production & Exploration Association (APPEA) also donated nearly half a million dollars, with a combined total of \$441,482.

Market Forces collates this data from the Australian Electoral Commission(<https://transparency.aec.gov.au/>). Below you will find the full list of fossil fuel donors from the last financial year (note: the table is interactive and contains all fossil fuel donors from FY2015 to FY2022).

[1] Ending 30 June.





Political donations data FY2015-22

Year :  
Nothing selected

Clear filters

Show All entries

Search:

Donor	Year	ALP	LIB	NAT	ALP+LIB+NAT
Adani	2021-22	\$0	\$107,700	\$0	\$107,700
Alinta	2021-22	\$12,000	\$0	\$0	\$12,000
Ampol	2021-22	\$56,500	\$32,250	\$0	\$88,750
APA	2021-22	\$27,500	\$30,000	\$0	\$57,500
APLNG	2021-22	\$11,000	\$0	\$0	\$11,000
APPEA	2021-22	\$56,700	\$23,500	\$28,720	\$108,920
Australian Pipelines & Gas Association	2021-22	\$27,500	\$30,000	\$0	\$57,500
BHP	2021-22	\$0	\$16,704	\$0	\$16,704
Cartwheel Resources	2021-22	\$50,000	\$0	\$0	\$50,000
Chevron	2021-22	\$45,470	\$43,000	\$4,620	\$93,090
Coal21	2021-22	\$76,400	\$46,317	\$22,000	\$144,717
ConocoPhillips	2021-22	\$11,000	\$0	\$0	\$11,000
Coogee Chemicals	2021-22	\$0	\$65,083	\$0	\$65,083
Empire Energy	2021-22	\$13,500	\$0	\$0	\$13,500
Energy Developments (EDL)	2021-22	\$14,200	\$0	\$0	\$14,200
Hancock Group	2021-22	\$0	\$24,500	\$0	\$24,500

Donor	Year	ALP	LIB	NAT	ALP+LIB+NAT
INPEX	2021-22	\$77,300	\$75,000	\$5,000	\$157,300
M Resources Trading	2021-22	\$6,900	\$0	\$0	\$6,900
Mineral Resources	2021-22	\$103,000	\$65,000	\$20,000	\$188,000
Minerals Council of Australia	2021-22	\$103,800	\$107,762	\$22,000	\$233,562
Origin Energy	2021-22	\$4,200	\$5,630	\$1,650	\$11,480
Queensland Energy Resources	2021-22	\$13,100	\$0	\$0	\$13,100
Santos	2021-22	\$83,360	\$38,000	\$32,300	\$153,660
Senex Energy	2021-22	\$14,480	\$0	\$0	\$14,480
State Gas	2021-22	\$4,400	\$0	\$0	\$4,400
The Chamber of Minerals & Energy of WA	2021-22	\$16,500	\$25,000	\$0	\$41,500
The Trustee for St Baker Family Trust	2021-22	\$60,499	\$54,000	\$2,000	\$116,499
Whitehaven Coal	2021-22	\$0	\$19,250	\$15,000	\$34,250
Woodside Energy	2021-22	\$68,150	\$20,080	\$21,700	\$109,930

Donor	Year	ALP	LIB	NAT	ALP+LIB+NAT
Ampol	2020-21	\$34,500	\$42,850	\$0	\$77,350
APA	2020-21	\$27,500	\$27,500	\$0	\$55,000
APLNG	2020-21	\$6,500	\$0	\$0	\$6,500
APPEA	2020-21	\$31,650	\$72,610	\$2,750	\$107,010
Australian Pipelines & Gas Association	2020-21	\$0	\$30,000	\$0	\$30,000
Chevron	2020-21	\$38,750	\$28,750	\$7,150	\$74,650
Coal21	2020-21	\$50,000	\$42,500	\$22,000	\$114,500
ConocoPhillips	2020-21	\$11,000	\$0	\$0	\$11,000
Coogee Chemicals	2020-21	\$0	\$25,000	\$0	\$25,000
Delta Electricity	2020-21	\$5,000	\$0	\$0	\$5,000
Empire Energy	2020-21	\$25,000	\$40,000	\$0	\$65,000
Energy Developments (EDL)	2020-21	\$6,600	\$0	\$0	\$6,600
INPEX	2020-21	\$21,000	\$0	\$0	\$21,000
Mineral Resources	2020-21	\$92,400	\$80,000	\$50,000	\$222,400
Minerals Council of Australia	2020-21	\$71,500	\$101,192	\$28,091	\$200,783

Donor	Year	ALP	LIB	NAT	ALP+LIB+NAT	
Port of Newcastle	2020-21	\$22,000		\$0	\$0	\$22,000
Queensland Energy Resources	2020-21	\$11,000		\$0	\$0	\$11,000
Queensland Resources Council	2020-21	\$18,348		\$0	\$0	\$18,348
Santos	2020-21	\$55,748	\$44,000		\$22,000	\$121,748
Senex Energy	2020-21	\$10,000		\$0	\$0	\$10,000
Southern Oil Refining	2020-21	\$13,900		\$0	\$0	\$13,900
St Baker Energy Managers	2020-21	\$2,000		\$0	\$0	\$2,000
The Chamber of Minerals & Energy of WA	2020-21	\$45,334	\$41,000		\$0	\$86,334
The Trustee for St Baker Family Trust	2020-21	\$52,444	\$112,758		\$0	\$165,202
Woodside Energy	2020-21	\$108,350	\$82,000		\$42,000	\$232,350
Alinta	2019-20	\$16,425		\$0	\$12,500	\$28,925
Anglo American	2019-20	\$5,500		\$0	\$0	\$5,500
APLNG	2019-20	\$5,500		\$0	\$0	\$5,500

Donor	Year	ALP	LIB	NAT	ALP+LIB+NAT
APPEA	2019-20	\$43,480	\$28,829	\$11,000	\$83,309
Arrow Energy	2019-20	\$10,000	\$0	\$0	\$10,000
Caltex Australia	2019-20	\$29,000	\$27,500	\$0	\$56,500
Chevron	2019-20	\$32,000	\$45,000	\$15,100	\$92,100
Coal21	2019-20	\$28,050	\$39,504	\$25,300	\$92,854
Energy Developments (EDL)	2019-20	\$2,000	\$0	\$0	\$2,000
Hancock Group	2019-20	\$0	\$37,000	\$0	\$37,000
INPEX	2019-20	\$10,000	\$0	\$0	\$10,000
Mineralogy	2019-20	\$0	\$0	\$75,000	\$75,000
Minerals Council of Australia	2019-20	\$56,235	\$66,374	\$23,100	\$145,709
Origin Energy	2019-20	\$1,800	\$2,490	\$0	\$4,290
Queensland Energy Resources	2019-20	\$11,000	\$0	\$0	\$11,000
Queensland Resources Council	2019-20	\$11,000	\$0	\$0	\$11,000
Santos	2019-20	\$44,000	\$64,500	\$22,000	\$130,500
Senex Energy	2019-20	\$13,000	\$0	\$0	\$13,000

Donor	Year	ALP	LIB	NAT	ALP+LIB+NAT
Southern Oil Refining	2019-20	\$12,100	\$0	\$0	\$12,100
St Baker Energy Innovation Fund	2019-20	\$59,250	\$0	\$0	\$59,250
St Baker Energy Managers	2019-20	\$0	\$25,000	\$0	\$25,000
The Chamber of Minerals & Energy of WA	2019-20	\$18,500	\$0	\$0	\$18,500
The Trustee for St Baker Family Trust	2019-20	\$48,250	\$25,000	\$0	\$73,250
Whitehaven Coal	2019-20	\$0	\$15,500	\$0	\$15,500
Woodside Energy	2019-20	\$137,665	\$130,250	\$67,500	\$335,415
Adani	2018-19	\$0	\$125,500	\$121,800	\$247,300
Alinta	2018-19	\$57,000	\$20,000	\$25,000	\$102,000
APA	2018-19	\$15,975	\$0	\$0	\$15,975
APLNG	2018-19	\$3,960	\$0	\$0	\$3,960
APPEA	2018-19	\$77,467	\$60,262	\$23,930	\$161,659
Arrow Energy	2018-19	\$10,000	\$0	\$0	\$10,000
Australian Pipelines & Gas Association	2018-19	\$0	\$27,500	\$0	\$27,500

Donor	Year	ALP	LIB	NAT	ALP+LIB+NAT
Buru Energy	2018-19	\$1,200	\$0	\$0	\$1,200
Caltex Australia	2018-19	\$14,200	\$14,606	\$1,500	\$30,306
CFC Group	2018-19	\$0	\$25,000	\$0	\$25,000
Chevron	2018-19	\$54,600	\$53,125	\$16,960	\$124,685
INPEX	2018-19	\$12,200	\$0	\$0	\$12,200
Liberty Oil Corporation Pty Ltd	2018-19	\$5,500	\$0	\$0	\$5,500
Mineral Resources	2018-19	\$62,000	\$85,000	\$20,000	\$167,000
Minerals Council of Australia	2018-19	\$83,996	\$62,250	\$9,194	\$155,440
Northern Oil & Gas	2018-19	\$19,250	\$0	\$0	\$19,250
Origin Energy	2018-19	\$53,010	\$32,390	\$17,775	\$103,175
Port of Newcastle	2018-19	\$51,000	\$0	\$0	\$51,000
Queensland Energy Resources	2018-19	\$12,700	\$0	\$0	\$12,700
Queensland Resources Council	2018-19	\$12,870	\$0	\$0	\$12,870
Santos	2018-19	\$72,570	\$40,654	\$38,200	\$151,424

Donor	Year	ALP	LIB	NAT	ALP+LIB+NAT	
Senex Energy	2018-19	\$11,000		\$0	\$0	\$11,000
South32	2018-19	\$7,500		\$0	\$0	\$7,500
Southern Oil Refining	2018-19	\$19,975		\$0	\$0	\$19,975
St Baker Energy Innovation Fund	2018-19	\$52,620		\$0	\$16,500	\$69,120
St Baker Enterprises	2018-19	\$0	\$27,500		\$0	\$27,500
Terracom	2018-19	\$11,500		\$0	\$0	\$11,500
The Chamber of Minerals & Energy of WA	2018-19	\$43,500	\$25,000		\$0	\$68,500
The Trustee for St Baker Family Trust	2018-19	\$40,450	\$17,500		\$16,500	\$74,450
Whitehaven Coal	2018-19	\$0	\$17,500		\$0	\$17,500
Woodside Energy	2018-19	\$135,400	\$136,750		\$11,190	\$283,340
Adani	2017-18	\$0	\$35,000		\$0	\$35,000
Alinta	2017-18	\$68,500	\$25,000		\$25,250	\$118,750
APA	2017-18	\$3,850		\$0	\$0	\$3,850
APPEA	2017-18	\$25,075		\$0	\$0	\$25,075
Aurizon	2017-18	\$11,000		\$0	\$0	\$11,000

Donor	Year	ALP	LIB	NAT	ALP+LIB+NAT
Australian Drilling Industry Association	2017-18	\$1,350	\$0	\$0	\$1,350
Australian Pipelines & Gas Association	2017-18	\$0	\$17,500	\$0	\$17,500
Australian Resources and Energy Group	2017-18	\$0	\$22,500	\$0	\$22,500
Brian Flannery	2017-18	\$2,000	\$20,000	\$0	\$22,000
Caltex Australia	2017-18	\$44,138	\$52,769	\$0	\$96,907
Cartwheel Resources	2017-18	\$0	\$52,864	\$0	\$52,864
Chevron	2017-18	\$59,000	\$51,219	\$11,660	\$121,879
Energy Developments (EDL)	2017-18	\$5,480	\$0	\$0	\$5,480
Glencore	2017-18	\$11,000	\$0	\$0	\$11,000
Mineral Resources	2017-18	\$3,000	\$0	\$0	\$3,000
Minerals Council of Australia	2017-18	\$41,200	\$43,250	\$10,450	\$94,900
Origin Energy	2017-18	\$54,500	\$39,670	\$16,425	\$110,595

Donor	Year	ALP	LIB	NAT	ALP+LIB+NAT
Queensland Energy Resources	2017-18	\$17,850	\$0	\$0	\$17,850
Queensland Resources Council	2017-18	\$5,500	\$0	\$0	\$5,500
Santos	2017-18	\$85,610	\$71,973	\$24,500	\$182,083
Senex Energy	2017-18	\$36,500	\$15,400	\$0	\$51,900
Southern Oil Refining	2017-18	\$3,960	\$0	\$0	\$3,960
Terracom	2017-18	\$11,000	\$0	\$0	\$11,000
The Chamber of Minerals & Energy of WA	2017-18	\$13,500	\$0	\$0	\$13,500
The Trustee for St Baker Family Trust	2017-18	\$0	\$50,000	\$0	\$50,000
Whitehaven Coal	2017-18	\$0	\$35,000	\$0	\$35,000
Woodside Energy	2017-18	\$117,700	\$118,500	\$1,100	\$237,300
Adani	2016-17	\$2,200	\$0	\$0	\$2,200
APA	2016-17	\$1,100	\$0	\$0	\$1,100
APPEA	2016-17	\$12,350	\$0	\$0	\$12,350
Asciano	2016-17	\$22,000	\$0	\$0	\$22,000

Donor	Year	ALP	LIB	NAT	ALP+LIB+NAT
Aurizon	2016-17	\$22,320	\$9,900	\$6,600	\$38,820
Caltex Australia	2016-17	\$20,912	\$13,317	\$5,130	\$39,359
Chevron	2016-17	\$45,208	\$25,210	\$11,810	\$82,228
Energy Developments (EDL)	2016-17	\$6,600	\$14,091	\$0	\$20,691
Mineral Resources	2016-17	\$54,100	\$57,400	\$23,000	\$134,500
Minerals Council of Australia	2016-17	\$6,700	\$30,745	\$18,700	\$56,145
Northern Oil & Gas	2016-17	\$3,850	\$0	\$0	\$3,850
Origin Energy	2016-17	\$55,710	\$34,939	\$12,925	\$103,574
Queensland Energy Resources	2016-17	\$5,749	\$0	\$0	\$5,749
Queensland Resources Council	2016-17	\$5,500	\$0	\$0	\$5,500
Santos	2016-17	\$35,321	\$38,525	\$28,670	\$102,516
South32	2016-17	\$2,500	\$0	\$0	\$2,500
St Baker Energy Innovation Fund	2016-17	\$2,200	\$0	\$0	\$2,200

Donor	Year	ALP	LIB	NAT	ALP+LIB+NAT
Sunset Power International	2016-17	\$3,500	\$0	\$0	\$3,500
The Chamber of Minerals & Energy of WA	2016-17	\$2,000	\$0	\$0	\$2,000
Wesfarmers	2016-17	\$33,000	\$165,000	\$0	\$198,000
Whitehaven Coal	2016-17	\$0	\$30,000	\$0	\$30,000
Woodside Energy	2016-17	\$135,500	\$127,700	\$16,600	\$279,800
APA	2015-16	\$10,492	\$0	\$0	\$10,492
APPEA	2015-16	\$1,000	\$0	\$0	\$1,000
Arrow Energy	2015-16	\$1,200	\$0	\$0	\$1,200
Asciano	2015-16	\$4,326	\$0	\$0	\$4,326
Aurizon	2015-16	\$40,684	\$34,965	\$320	\$75,969
Australasian Convenience and Petroleum Marketers Association	2015-16	\$0	\$16,500	\$0	\$16,500
BHP	2015-16	\$31,876	\$0	\$0	\$31,876
Caltex Australia	2015-16	\$19,000	\$10,275	\$17,280	\$46,555
CFC Group	2015-16	\$0	\$25,000	\$0	\$25,000
Chevron	2015-16	\$44,950	\$53,365	\$19,910	\$118,225

Donor	Year	ALP	LIB	NAT	ALP+LIB+NAT
Energy Developments (EDL)	2015-16	\$1,100	\$0	\$0	\$1,100
ERM Power	2015-16	\$1,200	\$0	\$0	\$1,200
Glencore	2015-16	\$30,000	\$15,620	\$0	\$45,620
Hancock Group	2015-16	\$0	\$0	\$58,000	\$58,000
Mineral Resources	2015-16	\$36,150	\$35,500	\$12,500	\$84,150
Minerals Council of Australia	2015-16	\$4,450	\$23,900	\$2,200	\$30,550
Oil Search	2015-16	\$1,452	\$0	\$0	\$1,452
Origin Energy	2015-16	\$24,126	\$19,755	\$440	\$44,321
Peabody	2015-16	\$1,650	\$0	\$0	\$1,650
Queensland Energy Resources	2015-16	\$5,500	\$0	\$0	\$5,500
Queensland Resources Council	2015-16	\$5,500	\$0	\$0	\$5,500
Santos	2015-16	\$62,627	\$59,357	\$12,600	\$134,584
Southern Oil Refining	2015-16	\$0	\$0	\$21,000	\$21,000
St Baker Enterprises	2015-16	\$0	\$16,500	\$0	\$16,500

Donor	Year	ALP	LIB	NAT	ALP+LIB+NAT
Wesfarmers	2015-16	\$18,626	\$35,000	\$0	\$53,626
Whitehaven Coal	2015-16	\$0	\$22,000	\$0	\$22,000
Woodside Energy	2015-16	\$139,662	\$126,980	\$0	\$266,642
WorleyParsons	2015-16	\$1,100	\$0	\$0	\$1,100
Adani	2014-15	\$5,500	\$0	\$0	\$5,500
AGL	2014-15	\$24,840	\$11,200	\$2,000	\$38,040
Alinta	2014-15	\$6,600	\$0	\$0	\$6,600
APA	2014-15	\$4,433	\$0	\$0	\$4,433
APPEA	2014-15	\$18,755	\$0	\$0	\$18,755
Asciano	2014-15	\$66,000	\$37,158	\$0	\$103,158
Aurizon	2014-15	\$25,514	\$18,260	\$0	\$43,774
Australian Resources and Energy Group	2014-15	\$2,000	\$0	\$0	\$2,000
Beach Energy	2014-15	\$0	\$55,000	\$0	\$55,000
BHP	2014-15	\$66,541	\$0	\$0	\$66,541
Caltex Australia	2014-15	\$1,650	\$23,705	\$1,050	\$26,405
Chevron	2014-15	\$36,290	\$12,030	\$18,150	\$66,470
Elgas	2014-15	\$4,800	\$0	\$0	\$4,800

Donor	Year	ALP	LIB	NAT	ALP+LIB+NAT
Energy Developments (EDL)	2014-15	\$8,100	\$24,750	\$0	\$32,850
Energy Supply Association of Australia	2014-15	\$8,500	\$0	\$0	\$8,500
ERM Power	2014-15	\$4,173	\$0	\$0	\$4,173
Glencore	2014-15	\$10,000	\$0	\$0	\$10,000
Hancock Group	2014-15	\$22,000	\$16,500	\$22,000	\$60,500
INPEX	2014-15	\$13,300	\$0	\$0	\$13,300
Linc Energy	2014-15	\$0	\$25,000	\$0	\$25,000
Minerals Council of Australia	2014-15	\$10,000	\$0	\$0	\$10,000
Oil Search	2014-15	\$2,649	\$0	\$0	\$2,649
Origin Energy	2014-15	\$70,380	\$57,730	\$5,170	\$133,280
Queensland Energy Resources	2014-15	\$1,100	\$0	\$0	\$1,100
Queensland Resources Council	2014-15	\$1,200	\$0	\$0	\$1,200
Santos	2014-15	\$82,483	\$62,939	\$23,320	\$168,742
Shell	2014-15	\$17,000	\$0	\$0	\$17,000

Donor	Year	ALP	LIB	NAT	ALP+LIB+NAT
St Baker Enterprises	2014-15	\$2,200	\$0	\$0	\$2,200
Sunset Power International	2014-15	\$2,750	\$0	\$0	\$2,750
Wesfarmers	2014-15	\$28,378	\$0	\$0	\$28,378
Woodside Energy	2014-15	\$111,100	\$136,920	\$18,800	\$266,820
WorleyParsons	2014-15	\$4,250	\$0	\$0	\$4,250
Adani	2014-15 to 2021-22	\$7,700	\$268,200	\$121,800	\$397,700
AGL	2014-15 to 2021-22	\$24,840	\$11,200	\$2,000	\$38,040
Alinta	2014-15 to 2021-22	\$160,525	\$45,000	\$62,750	\$268,275
Ampol	2014-15 to 2021-22	\$91,000	\$75,100	\$0	\$166,100
Anglo American	2014-15 to 2021-22	\$5,500	\$0	\$0	\$5,500
APA	2014-15 to 2021-22	\$90,850	\$57,500	\$0	\$148,350
APLNG	2014-15 to 2021-22	\$26,960	\$0	\$0	\$26,960
APPEA	2014-15 to 2021-22	\$266,477	\$185,201	\$66,400	\$518,078

Donor	Year	ALP	LIB	NAT	ALP+LIB+NAT
Arrow Energy	2014-15 to 2021-22	\$21,200	\$0	\$0	\$21,200
Asciano	2014-15 to 2021-22	\$92,326	\$37,158	\$0	\$129,484
ATEC Rail Group	2014-15 to 2021-22	\$0	\$0	\$0	\$0
Aurizon	2014-15 to 2021-22	\$99,518	\$63,125	\$6,920	\$169,563
Australasian Convenience and Petroleum Marketers Association	2014-15 to 2021-22	\$0	\$16,500	\$0	\$16,500
Australian Drilling Industry Association	2014-15 to 2021-22	\$1,350	\$0	\$0	\$1,350
Australian Pipelines & Gas Association	2014-15 to 2021-22	\$27,500	\$105,000	\$0	\$132,500
Australian Resources and Energy Group	2014-15 to 2021-22	\$2,000	\$22,500	\$0	\$24,500
Beach Energy	2014-15 to 2021-22	\$0	\$55,000	\$0	\$55,000
BHP	2014-15 to 2021-22	\$98,417	\$16,704	\$0	\$115,121
Brian Flannery	2014-15 to 2021-22	\$2,000	\$20,000	\$0	\$22,000

Donor	Year	ALP	LIB	NAT	ALP+LIB+NAT
Buru Energy	2014-15 to 2021-22	\$1,200	\$0	\$0	\$1,200
Caltex Australia	2014-15 to 2021-22	\$128,900	\$142,172	\$24,960	\$296,032
Cartwheel Resources	2014-15 to 2021-22	\$50,000	\$52,864	\$0	\$102,864
CFC Group	2014-15 to 2021-22	\$0	\$50,000	\$0	\$50,000
Chevron	2014-15 to 2021-22	\$356,268	\$311,699	\$105,360	\$773,327
Coal21	2014-15 to 2021-22	\$154,450	\$128,321	\$69,300	\$352,071
ConocoPhillips	2014-15 to 2021-22	\$22,000	\$0	\$0	\$22,000
Coogee Chemicals	2014-15 to 2021-22	\$0	\$90,083	\$0	\$90,083
Delta Electricity	2014-15 to 2021-22	\$5,000	\$0	\$0	\$5,000
Elgas	2014-15 to 2021-22	\$4,800	\$0	\$0	\$4,800
Empire Energy	2014-15 to 2021-22	\$38,500	\$40,000	\$0	\$78,500
Energy Developments (EDL)	2014-15 to 2021-22	\$44,080	\$38,841	\$0	\$82,921

Donor	Year	ALP	LIB	NAT	ALP+LIB+NAT
Energy Supply Association of Australia	2014-15 to 2021-22	\$8,500	\$0	\$0	\$8,500
ERM Power	2014-15 to 2021-22	\$5,373	\$0	\$0	\$5,373
Glencore	2014-15 to 2021-22	\$51,000	\$15,620	\$0	\$66,620
Hancock Group	2014-15 to 2021-22	\$22,000	\$78,000	\$80,000	\$180,000
INPEX	2014-15 to 2021-22	\$133,800	\$75,000	\$5,000	\$213,800
Liberty Oil Corporation Pty Ltd	2014-15 to 2021-22	\$5,500	\$0	\$0	\$5,500
Linc Energy	2014-15 to 2021-22	\$0	\$25,000	\$0	\$25,000
M Resources Trading	2014-15 to 2021-22	\$6,900	\$0	\$0	\$6,900
Mineral Resources	2014-15 to 2021-22	\$350,650	\$322,900	\$125,500	\$799,050
Mineralogy	2014-15 to 2021-22	\$0	\$0	\$75,000	\$75,000
Minerals Council of Australia	2014-15 to 2021-22	\$377,881	\$435,473	\$113,735	\$927,089
Northern Oil & Gas	2014-15 to 2021-22	\$23,100	\$0	\$0	\$23,100

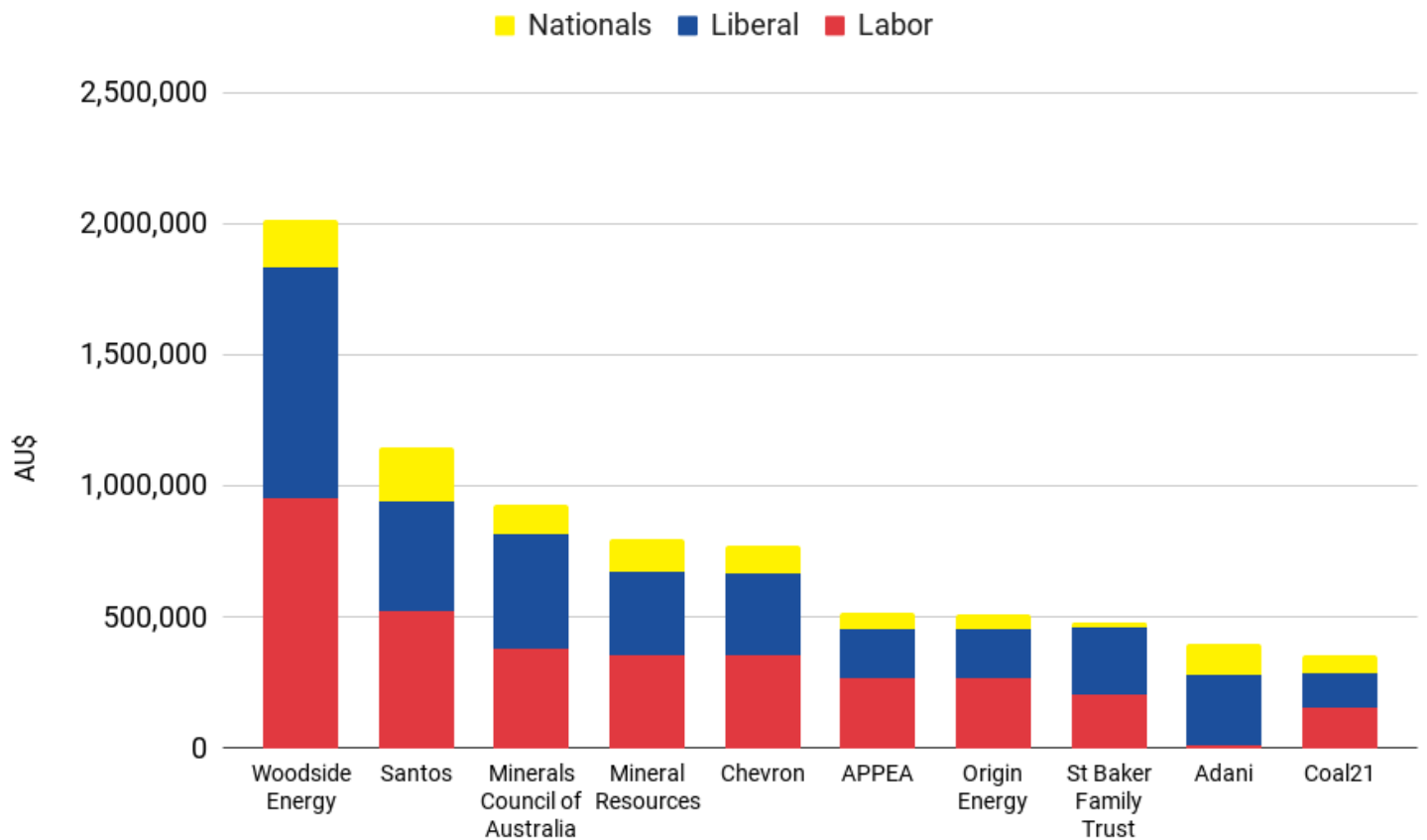
Donor	Year	ALP	LIB	NAT	ALP+LIB+NAT
Oil Search	2014-15 to 2021-22	\$4,101	\$0	\$0	\$4,101
Origin Energy	2014-15 to 2021-22	\$263,726	\$192,604	\$54,385	\$510,715
Peabody	2014-15 to 2021-22	\$1,650	\$0	\$0	\$1,650
Port of Newcastle	2014-15 to 2021-22	\$73,000	\$0	\$0	\$73,000
Queensland Energy Resources	2014-15 to 2021-22	\$77,999	\$0	\$0	\$77,999
Queensland Resources Council	2014-15 to 2021-22	\$59,918	\$0	\$0	\$59,918
Santos	2014-15 to 2021-22	\$521,719	\$419,948	\$203,590	\$1,145,257
Senex Energy	2014-15 to 2021-22	\$84,980	\$15,400	\$0	\$100,380
Shell	2014-15 to 2021-22	\$17,000	\$0	\$0	\$17,000
South32	2014-15 to 2021-22	\$10,000	\$0	\$0	\$10,000
Southern Oil Refining	2014-15 to 2021-22	\$49,935	\$0	\$21,000	\$70,935
St Baker Energy Managers	2014-15 to 2021-22	\$2,000	\$25,000	\$0	\$27,000

Donor	Year	ALP	LIB	NAT	ALP+LIB+NAT
St Baker Enterprises	2014-15 to 2021-22	\$2,200	\$44,000	\$0	\$46,200
State Gas	2014-15 to 2021-22	\$4,400	\$0	\$0	\$4,400
Sunset Power International	2014-15 to 2021-22	\$6,250	\$0	\$0	\$6,250
Terracom	2014-15 to 2021-22	\$22,500	\$0	\$0	\$22,500
The Chamber of Minerals & Energy of WA	2014-15 to 2021-22	\$139,334	\$91,000	\$0	\$230,334
The Trustee for St Baker Family Trust	2014-15 to 2021-22	\$201,643	\$259,258	\$18,500	\$479,401
Wesfarmers	2014-15 to 2021-22	\$80,004	\$200,000	\$0	\$280,004
Whitehaven Coal	2014-15 to 2021-22	\$0	\$139,250	\$15,000	\$154,250
Woodside Energy	2014-15 to 2021-22	\$953,527	\$879,180	\$178,890	\$2,011,597
WorleyParsons	2014-15 to 2021-22	\$5,350	\$0	\$0	\$5,350

Showing 1 to 284 of 284 entries

As the donation values disclosed by the donor and party often disagree, this table uses whichever value is larger in a given year.

### Top 10 donors to the major political parties, total over FY2015-22



**Help Market Forces keep publishing research that holds the fossil fuel industry and its enablers to account. Please join us as a monthly donor today:**

Join as a monthly donor([https://donate.marketforces.org.au/?internal\\_source=politicaldonations2023](https://donate.marketforces.org.au/?internal_source=politicaldonations2023))

Share this Post

(mailto:?

subject=Australia%26%238217%3Bs+major+political+parties%2C+brought+to+you+by+fossil+fuel s%21&body=Hey, thought you might enjoy this! Check it out when you have a chance: <https://www.marketforces.org.au/politicaldonations2021/>)

## Woodside continues to top the dirty donations league table

Over the period FY2015–22, Woodside blew the competition out of the water in terms of donations to the major political parties with a whopping \$2 million in total – nearly twice as much as the runner-up. Given its huge expansion plans, it's no wonder the company is trying so hard to butter up the major parties. Woodside is currently pursuing six new oil and gas projects in Australia and overseas, including the

enormous and highly controversial Scarborough gas project(<https://www.marketforces.org.au/campaigns/companies/woodside-petroleum/>). Scarborough is backed by the Federal Labor government(<https://www.abc.net.au/news/2022-06-09/woodside-scarborough-project-scientist-warning-climate-targets/101136904>) despite its plans (now enshrined in law) to reduce Australia's emissions by 43% by 2030.

## **Santos increases its donations ahead of controversial Narrabri Gas Project approvals**

Santos comes in second place for its political donations over the last eight years and is no less controversial. Development of Santos' highly polluting(<https://ieefa.org/articles/ieefa-update-santos-wont-solve-problem-barossa-Ing-carbon-capture-and-storage>) Barossa project in the Northern Territory has been halted since August 2022, with Australia's Federal Court finding the company failed to consult sufficiently with Tiwi Islands Traditional Owners. Meanwhile, Santos continues to pursue numerous other new oil and gas projects that are incompatible with domestic and global climate goals. The company committed to develop a new oil field (Pikka, in Alaska) as recently as August 2022(<https://www.santos.com/news/santos-announces-pikka-fid/>), and is currently working on expanding(<https://www.upstreamonline.com/field-development/double-whammy-facing-dorado-partners-santos-and-carnarvon/2-1-1339878>) the scale of its plans for another new field (Dorado, in Western Australia).

## **Why is donations disclosure such a mess?**

Unfortunately, one symptom of Australia's poorly regulated political funding system is the huge discrepancies between what the major political parties disclose, and how much the fossil fuel companies claim to have gifted.

For example, in FY2022 oil and gas major Chevron disclosed \$45,470 in donations to the ALP, whilst the ALP only disclosed \$11,200 in donations from Chevron. Across all fossil fuel company donations to the three major parties, this resulted in a discrepancy of **\$1 million**.

For ease of interpretation, our figures use the larger of the amounts disclosed (using the example above, it would be considered that Chevron donated \$45,470 to the ALP in FY2022).

These discrepancies are just the tip of the iceberg. Australia's political disclosure laws are incredibly lax, to the extent they were the subject of a damning report by the Grattan Institute(<https://grattan.edu.au/report/whos-in-the-room/>) and will be reviewed in the Senate Inquiry into the 2022 Federal Election([https://www.aph.gov.au/Parliamentary\\_Business/Committees/Joint/Electoral\\_Matters/2022federalelection/Terms\\_of\\_Reference](https://www.aph.gov.au/Parliamentary_Business/Committees/Joint/Electoral_Matters/2022federalelection/Terms_of_Reference)). The Centre for Public Integrity estimates([https://publicintegrity.org.au/research\\_papers/submission-to-the-inquiry-into-the-2022-federal-election/](https://publicintegrity.org.au/research_papers/submission-to-the-inquiry-into-the-2022-federal-election/)) that more than \$68 million in donations were of 'unexplained origin' in 2020-21, representing 38.6% of political parties' income. The consequences of our pathetic legislation are many:

- Delayed reporting: learning about donations up to 18 months after they're made
- Party and donor returns not reconciling


- Lack of standardisation of donor names
- Donations hidden in associated entities
- Donors can ‘split’ donations into small amounts that parties don’t have to disclose


**Tags:** AEC(<https://www.marketforces.org.au/tag/aec/>), APPEA(<https://www.marketforces.org.au/tag/appea/>), Barossa(<https://www.marketforces.org.au/tag/barossa/>), Chevron(<https://www.marketforces.org.au/tag/chevron/>), Coal21(<https://www.marketforces.org.au/tag/coal21/>), INPEX(<https://www.marketforces.org.au/tag/inpex/>), Mineral Resources(<https://www.marketforces.org.au/tag/mineral-resources/>), Minerals Council of Australia(<https://www.marketforces.org.au/tag/minerals-council-of-australia/>), Narrabri(<https://www.marketforces.org.au/tag/narrabri/>), Origin Energy(<https://www.marketforces.org.au/tag/origin-energy/>), political donations(<https://www.marketforces.org.au/tag/political-donations/>), Santos(<https://www.marketforces.org.au/tag/santos/>), Scarborough(<https://www.marketforces.org.au/tag/scarborough/>), Woodside(<https://www.marketforces.org.au/tag/woodside/>)


We recognise the traditional owners of the land on which we live and work, pay respect to their elders, past, present and emerging, and acknowledge that sovereignty of these lands was never ceded.




CONNECT

  
(http://www.linkedin.com/company/marketforces/)

  
(https://www.facebook.com/marketforces/)

  
(https://twitter.com/marketforces)

  
(https://www.instagram.com/marketforces/)

Email: [contact@marketforces.org.au](mailto:contact@marketforces.org.au) (<mailto:contact@marketforces.org.au>)

CAMPAIGNS

[Banks\(/campaigns/](#)

RESOURCES

[Compare banks\(/info/marketforces-compare-banks/\)](#)

ABOUT US(/ABOUT-US/)

[GET INVOLVED\(/GET-INVOLVED/\)](#)

<a href="#">banks/</a>	<a href="#">compare-bank-table/</a>	<a href="#">NEWS(/NEWS/)</a>
<a href="#">Super(/campaigns/super/)</a>	<a href="#">Compare super funds(/superfunds/)</a>	<a href="#">CONTACT(/ABOUT-US/CONTACT/)</a>
<a href="#">Shareholder action(/get-involved/use-your-shares/)</a>	<a href="#">Reports + campaign materials(/info/reports/)</a>	<a href="#">DONATE(HTTPS://DONATE.MARKETFORCES.ORG.AU/?INTERNAL_SOURCE=FOOTERMENUBUTTON)</a>
<a href="#">Asia campaigns(/campaigns/asia/)</a>	<a href="#">How to switch banks(/info/switch-banks/)</a>	<a href="#">PRIVACY POLICY(/PRIVACY-POLICY/)</a>
<a href="#">Fossil fuel companies(/campaigns/#company-profiles)</a>		
<a href="#">Stop Adani(/campaigns/stop-adani/)</a>		

© Market Forces | Market Forces is an affiliate member of Friends of the Earth Australia (ABN: 18 110 769 501)

oud  
%2F  
x%2  
F&r  
ef\_s  
rc=t  
wsr  
c%5  
Etf  
w&r  
egi  
on=  
follo  
w\_li  
nk&  
scre  
en\_  
nam  
e=  
mar  
ket\_  
forc  
es&  
tw\_  
p=f

po  
ollo  
wbu  
tton  
)