



السنة المالية 2024-2023، الهجرة الخارجية، سكان، الناس، إحصائيات، بيت

أحدث إصدار

الهجرة الخارجية

إحصائيات عن الهجرة الدولية في أستراليا، حسب الولاية والإقليم، وبلد الميلاد، والتأشيرة، والعمر والجنس

السنة المالية 2024-2023 فترة مرجعية

مطلق سراحه 13/12/2024

On this page

- [Key statistics](#)
- [Net overseas migration](#)
- [Migrant arrivals](#)
- [Migrant departures](#)
- [Country of birth](#)
- [Visa](#)
- [Age and sex](#)
- [State and territory](#)
- [Related ABS publications](#)
- [Data downloads](#)
- [Methodology](#)
- [Media releases](#)

الإحصائيات الرئيسية

- بلغ صافي الهجرة الخارجية 446 ألفًا في عام 2024-2023، بانخفاض عن 536 ألفًا في العام السابق
- انخفض عدد المهاجرين الوافدين بنسبة 10% إلى 667 ألفًا من 739 ألفًا في العام السابق
- كانت أكبر مجموعة من الوافدين المهاجرين من الطلاب المؤقتين حيث بلغ عددهم 207000 شخص
- وارتفعت أعداد المهاجرين المغادرين بنسبة 8% إلى 221 ألف مهاجر مقارنة بـ 204 آلاف مهاجر في العام السابق

البيانات الواردة في هذا البيان سنوية، للسنوات المنتهية في 30 يونيو/حزيران ما لم يُذكر خلاف ذلك. للاطلاع على أحدث تقديرات الهجرة الفصلية، يُرجى مراجعة https://www-abs-gov-au.translate.goog/statistics/people/population/national-state-and-territory-population/latest-release?x_tr_sl=auto&x_tr_tl=ar&x_tr_hl=en&x_tr_pto=wapp منشور مكتب الإحصاء الأسترالي " [السكان على المستوى الوطني والولايات والأقاليم](https://www-abs-gov-au.translate.goog/statistics/people/population/national-state-and-territory-population/latest-release?x_tr_sl=auto&x_tr_tl=ar&x_tr_hl=en&x_tr_pto=wapp) للاطلاع على تقديرات الهجرة الخارجية الإقليمية في أستراليا، يُرجى مراجعة منشور مكتب الإحصاء https://www-abs-gov-au.translate.goog/statistics/people/population/regional-population/latest-release?x_tr_sl=auto&x_tr_tl=ar&x_tr_hl=en&x_tr_pto=wapp "الأسترالي" [السكان الإقليميون](https://www-abs-gov-au.translate.goog/statistics/people/population/regional-population/latest-release?x_tr_sl=auto&x_tr_tl=ar&x_tr_hl=en&x_tr_pto=wapp).

تم تقريب معظم البيانات في هذا الإصدار، ونتيجة لذلك، قد لا تضاف مبالغ المكونات إلى الإجماليات

متاح الآن NOM TableBuilder

سيتم إصدار بيانات صافي الهجرة الخارجية الفصلية من الربع الثالث من عام 2006 إلى الربع الثالث من عام 2024 في [TableBuilder \(https://www-abs-gov-au.translate.goog/statistics/microdata-tablebuilder/tablebuilder?x_tr_sl=auto&x_tr_tl=ar&x_tr_hl=en&x_tr_pto=wapp\)](https://www-abs-gov-au.translate.goog/statistics/microdata-tablebuilder/tablebuilder?x_tr_sl=auto&x_tr_tl=ar&x_tr_hl=en&x_tr_pto=wapp) في 13 ديسمبر 2024. [TableBuilder: صافي الهجرة الخارجية \(https://www-abs-gov-au.translate.goog/statistics/microdata-tablebuilder/tablebuilder?x_tr_sl=auto&x_tr_tl=ar&x_tr_hl=en&x_tr_pto=wapp\)](https://www-abs-gov-au.translate.goog/statistics/microdata-tablebuilder/tablebuilder?x_tr_sl=auto&x_tr_tl=ar&x_tr_hl=en&x_tr_pto=wapp) سيتم تحديث هذا المنتج كل ثلاثة أشهر. لمزيد من المعلومات، يُرجى مراجعة https://www-abs-gov-au.translate.goog/statistics/microdata-tablebuilder/available-microdata-tablebuilder/net-overseas-migration?x_tr_sl=auto&x_tr_tl=ar&x_tr_hl=en&x_tr_pto=wapp.

قيود السفر المتعلقة بكوفيد-19

The Australian Government imposed travel restrictions on those travelling to or from Australia in March 2020, which were gradually lifted from 1 November 2021. Australian borders were reopened to most travellers from 21 February 2022.

صافي الهجرة الخارجية

الهجرة الخارجية الصافية هي المكسب أو الخسارة الصافية للسكان من خلال الهجرة الدولية من وإلى أستراليا.

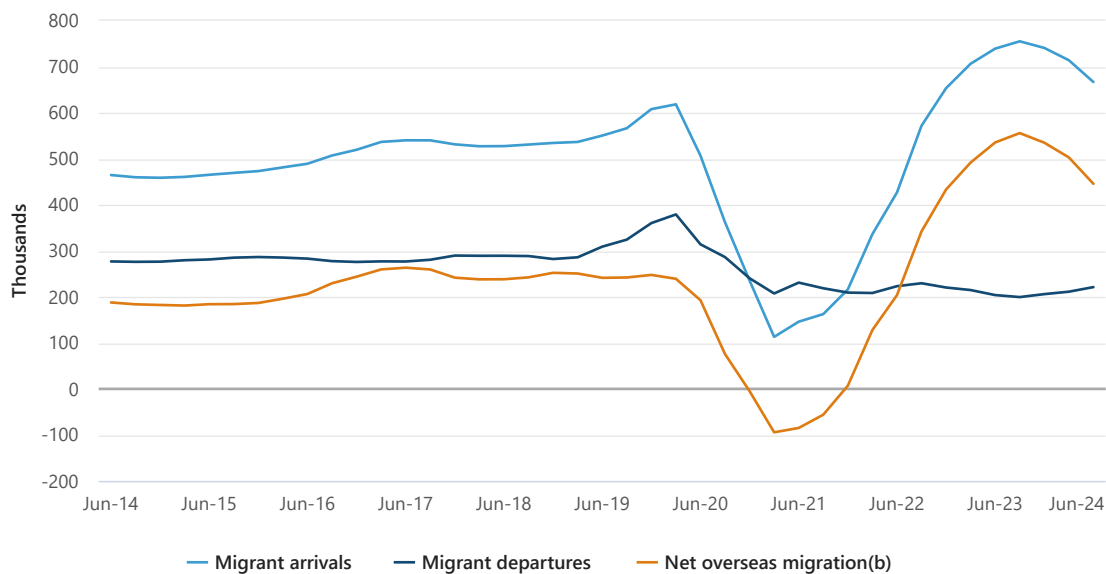
في العام المنتهي في 30 يونيو 2024، ساهمت الهجرة الخارجية بزيادة صافية قدرها 446,000 نسمة في عدد سكان أستراليا. ويمثل هذا انخفاضًا عن الرقم القياسي البالغ 536,000 نسمة في العام السابق.

تاريخيًا، يهاجر عدد أكبر من الناس إلى أستراليا سنويًا مقارنةً بمن يغادرونها، مما يعني أن الهجرة الخارجية كانت مصدرًا مهمًا لزيادة عدد سكان أستراليا بدلاً من خسارتهم. إلا أن هذا الاتجاه انعكس مؤقتًا عندما امتنع العديد من المهاجرين المحتملين عن القدوم إلى أستراليا في عامي 2020 و2021 بسبب إغلاق الحدود وتدابير جائحة كوفيد-19.

أعيد فتح الحدود الأسترالية أمام معظم المسافرين اعتبارًا من 21 فبراير 2022، مما أدى إلى فترة قياسية من الهجرة الخارجية الصافية بما يتفق مع اللحاق بالوافدين بعد ما يقرب من عامين من القيود الحدودية أثناء جائحة كوفيد-19.

تمثل الفترة 2024-2023 أول انخفاض سنوي في صافي الهجرة الخارجية منذ رفع القيود الحدودية. ويُعزى هذا الانخفاض إلى انخفاض في أعداد المهاجرين الوافدين، ومعظمهم من حاملي التأشيرات المؤقتة، بينما ازداد عدد المغادرين خلال الفترة نفسها.

الرسم البياني 1.1 - الهجرة الخارجية - أستراليا - نهاية السنة (أ)



أ. التقديرات من الربع الثالث من عام 2023 فصاعدًا أولية. يُرجى الاطلاع على حالة المراجعة في صفحة المنهجية.

ب. يُحسب صافي الهجرة الخارجية بطرح عدد المهاجرين الوافدين من عدد المهاجرين المغادرين.

الوافدون المهاجرون

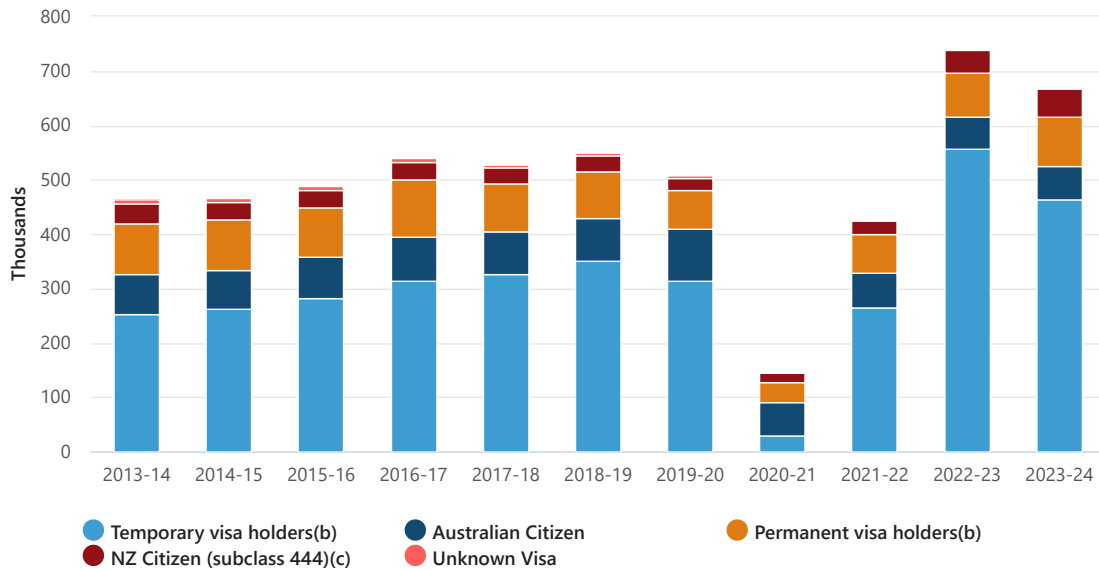
في الفترة 2024-2023، انخفض عدد المهاجرين الوافدين إلى 667 ألفًا، مقارنةً بـ 739 ألفًا في العام السابق. وهذا يُعادل انخفاضًا سنويًا بنسبة 10%. وفي الفترة 2023-2022، سجّلت زيادة سنوية بنسبة 73%. ويمثل هذا أول انخفاض في أعداد المهاجرين الوافدين منذ إعادة فتح الحدود.

في السنوات الخمس التي سبقت الجائحة، بلغ متوسط عدد المهاجرين الوافدين 515,000 مهاجر سنويًا، معظمهم بتأشيرات مؤقتة (307,000). أما الوافدون بتأشيرة دائمة، فبلغ متوسطهم 92,000 مهاجر. أما الوافدون من أستراليا ونيوزيلندا، فبلغ متوسطهم 77,000 مهاجر و32,000 مهاجر على التوالي.

في الفترة 2024-2023، سجّل عدد الوافدين من حاملي التأشيرات المؤقتة (465,000) انخفاضًا مقارنةً بالعام السابق (557,000). في المقابل، سجّل الوافدون من حاملي التأشيرات الدائمة (91,000)، والوافدون من المواطنين الأستراليين (60,000)، والوافدون من مواطني نيوزيلندا (51,000) أعدادًا أعلى.

كان حاملو التأشيرات المؤقتة أكبر مساهم في وصول المهاجرين في الفترة 2024-2023. بينما شكّل الطلاب الدوليون أكبر مجموعة من حاملي التأشيرات المؤقتة، حيث بلغ عددهم 207,000 وافد، فقد انخفض هذا العدد عن 278,000 وافد في الفترة 2023-2022. وشملت قائمة حاملي التأشيرات المؤقتة الأخرى الزوار (90,000) وافد مهاجر، والعاملين في العطلات (80,000)، والعمالة الماهرة المؤقتة (49,000).

الرسم البياني 1.2 الوافدون من الخارج - مجموعات التأشيرة والجنسية (أ)



a. تقديرات الفترة 2024-2023 أولية. اطلع على حالة المراجعة في صفحة المنهجية.

b. التأشيرة عند تاريخ وصول المسافرين للهجرة إلى الخارج. لا ينبغي الخلط بين عدد التأشيرات هنا والمعلومات المتعلقة بالتأشيرات الممنوحة من وزارة الداخلية، إذ يمكن منح التأشيرات داخل البلاد.

c. يتم منح تأشيرة الفئة الفرعية 444 لمواطني نيوزيلندا عند وصولهم إلى أستراليا إذا لم يتم منحهم تأشيرة أخرى بالفعل.

مغادرة المهاجرين

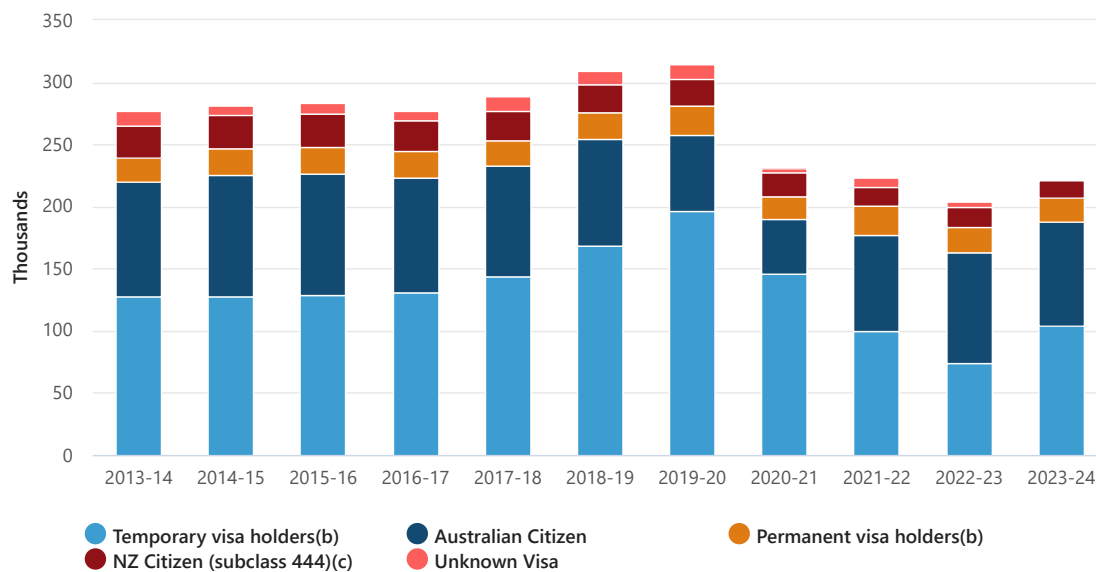
في الفترة 2024-2023، ارتفع عدد المهاجرين المغادرين إلى 221,000، مقارنةً بـ 204,000 في العام السابق. ويمثل هذا زيادة بنسبة 8% عن العام السابق. ورغم رفع قيود السفر قبل أكثر من عامين، ظل عدد المهاجرين المغادرين أقل من مستواه قبل الجائحة. كما يمثل العام 2024-2023 أول زيادة سنوية في عدد المهاجرين المغادرين منذ إعادة فتح الحدود.

في السنوات الخمس التي سبقت الجائحة، بلغ متوسط عدد المهاجرين المغادرين 288,000 مهاجر سنوياً، وكانت أكبر فئة من المغادرين حاملي تأشيرات مؤقتة (140,000). أما بالنسبة للمواطنين الأستراليين المغادرين، فقد بلغ المتوسط 93,000 مهاجر، يليهم مواطنو نيوزيلندا (25,000)، ثم حاملو التأشيرات الدائمة (21,000).

في الفترة 2024-2023، سجلت المغادرات لحاملي التأشيرات المؤقتة (104,000)، والمواطنين الأستراليين (84,000)، وحاملي التأشيرات الدائمة (19,000)، والمواطنين النيوزيلنديين (14,000) مستويات أقل من المتوسط قبل الجائحة لمدة خمس سنوات.

بسبب تأثير قيود السفر المتعلقة بجائحة كوفيد-19، كان عدد المهاجرين المؤقتين الواصلين إلى أستراليا خلال الجائحة منخفضاً جداً. بدأ العديد ممن وصلوا بتأشيرات مؤقتة بعد رفع قيود السفر، مثل الطلاب الدوليين، بمغادرة البلاد الآن بعد مرور وقت كافٍ على وصولهم الأول بعد رفع القيود الحدودية. على سبيل المثال، ارتفعت أعداد المهاجرين المغادرين بتأشيرات طلابية مؤقتة بنسبة 97% بين عامي 2022 و2023، حيث أنهى بعضهم دراسته وعادوا إلى أوطانهم. وسيستمر هذا في التأثير سلباً على صافي الهجرة الخارجية مع ازدياد عدد المهاجرين المغادرين مؤقتاً.

الرسم البياني 1.3 مغادرة المهاجرين إلى الخارج - مجموعات التأشيرات والجنسية (أ)



a. تقديرات الفترة 2024-2023 أولية. اطلع على حالة المراجعة في صفحة المنهجية.

b. التأشيرة وقت مغادرة المسافرين للهجرة الخارجية. لا ينبغي الخلط بين عدد التأشيرات هنا والمعلومات المتعلقة بالتأشيرات الممنوحة من وزارة الداخلية، إذ يمكن منح التأشيرات داخل البلاد.

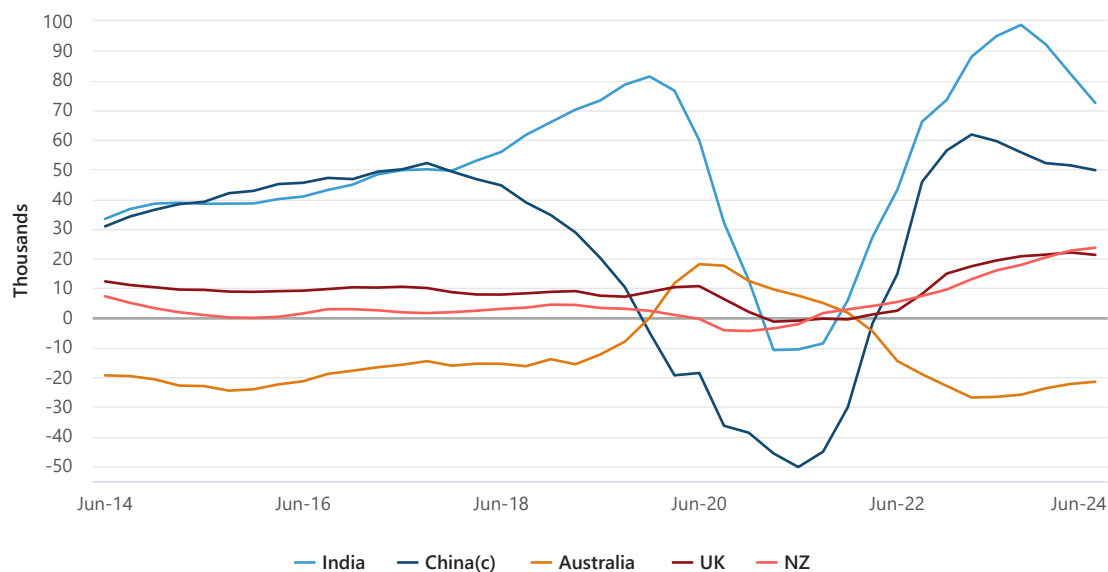
c. يتم منح تأشيرة الفئة الفرعية 444 لمواطني نيوزيلندا عند وصولهم إلى أستراليا إذا لم يتم منحهم تأشيرة أخرى بالفعل.

بلد الميلاد

صافي الهجرة الخارجية

In 2023-24, the top five countries of birth for overseas migrants were India, China, Australia, the United Kingdom and New Zealand. Analysis over the previous decade shows steady increases prior to the pandemic for migrants born in India and China. However, for the Chinese-born, a decline started from late 2017, well before the pandemic began.

Graph 2.1 Net overseas migration(a) - top 5 countries of birth(b) - year ending



- a. Estimates from September quarter 2023 onwards are preliminary. See revision status on the methodology page.
b. Top 5 countries of birth by the sum of migrant arrivals and migrant departures in year ending June 2024.
c. Excludes SARs and Taiwan.

In 2023-24, net gains from India and China were lower than the previous year. Net gains from the United Kingdom and New Zealand were higher than the previous year.

In 2023-24, there was a net loss of 22,000 Australian-born from the population. This is in line with the historical trend observed before the pandemic of a net loss each year. During 2020-21, the pandemic and associated travel restrictions caused this long-term pattern to be reversed with a net gain of 7,500 Australian-born residents added to the population.

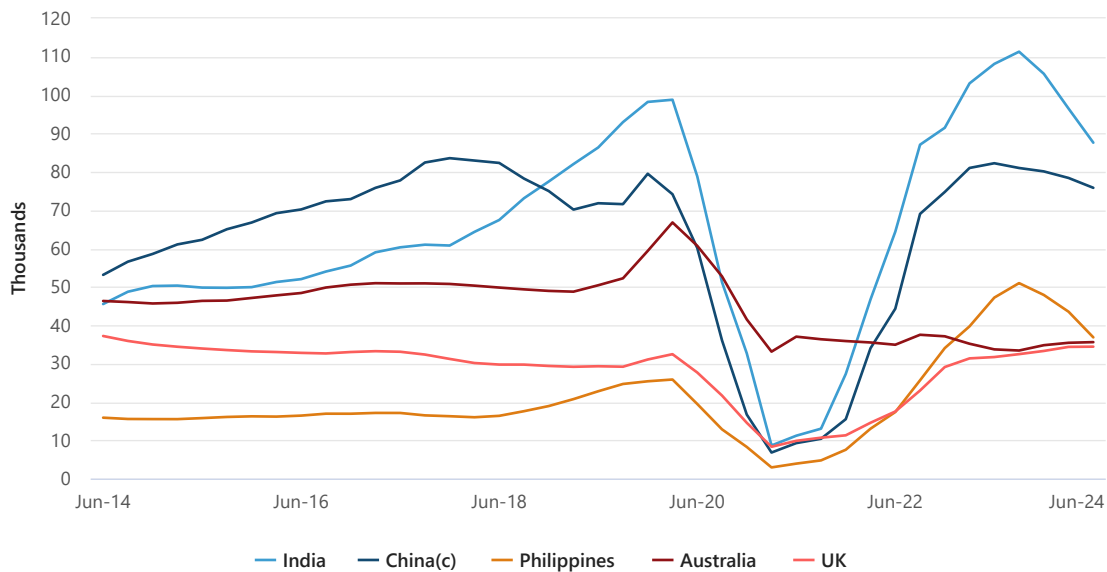
الوصول

In 2023-24 the top five countries of birth for migrant arrivals were India, China, the Philippines, Australia and the United Kingdom. Compared to 2022-23, the number of migrant arrivals decreased for all these countries except Australia and the United Kingdom, which both increased. Arrivals from India, China, the Philippines and the United Kingdom were higher than pre-pandemic levels in 2018-19.

Analysis of these five countries of birth over the years prior to the pandemic, shows that migrant arrivals had:

- increased for Indian-born – driven by international students (mainly for the higher education sector)
- increased for Chinese-born (also driven by international students) until experiencing a decrease in 2018, prior to the effects of the pandemic
- been steady for people born in the Philippines until experiencing an increase prior to the effects of the pandemic
- been steady for Australian-born with around 50,000 arrivals returning to Australia each year
- decreased for UK-born – due to declines in working holiday makers, those on temporary skilled visas and permanent visa holders.

Graph 2.2 Overseas migrant arrivals(a) - top 5 countries of birth(b) - year ending



- a. Estimates from September quarter 2023 onwards are preliminary. See revision status on the methodology page.
b. Top 5 countries of birth by the number of migrant arrivals in year ending June 2024.
c. Excludes SARs and Taiwan.

In addition to recent high levels of migration now beginning to decrease, the graph above indicates changes in travel behaviour of those who had arrived prior to the pandemic but were impacted by it and the associated international travel restrictions.

For example, Australian-born migrant arrivals increased from September 2019 to March 2020. This was largely due to some Australian expatriates having changed their travel plans after arriving prior to COVID-19 occurring and then remaining in Australia, despite originally having planned a short trip. Because of this, some who were planning short visits actually stayed longer and became overseas migrant arrivals.

This behaviour was also observed for other nationalities such as those from China and India. Some in the older age groups arrived on visitor visas but ended up staying long enough to be counted as migrant arrivals.

المغادرة

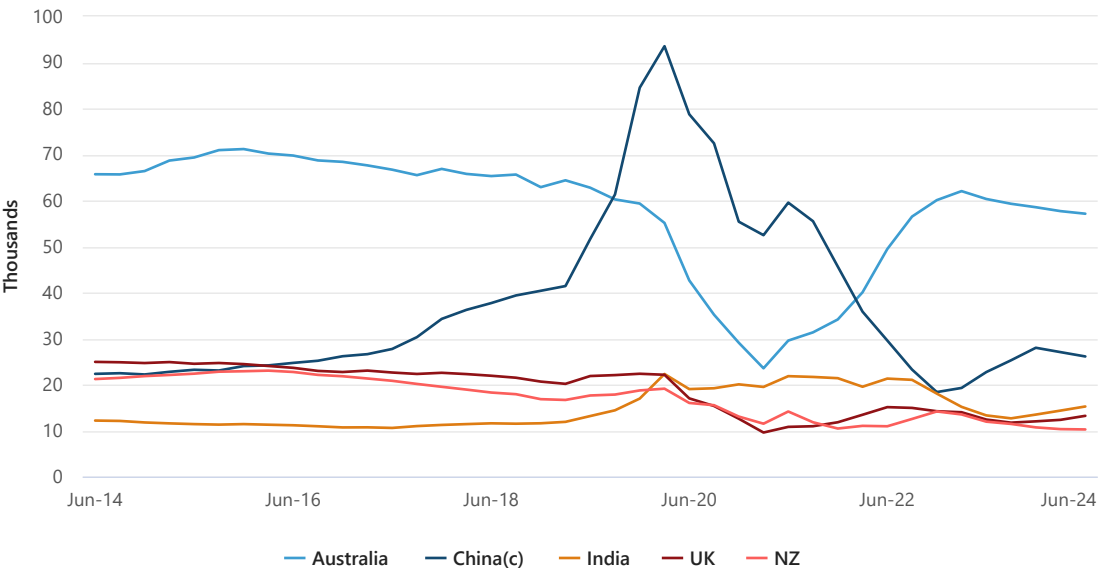
In 2023-24, the top five countries of birth for migrant departures were Australia, China, India, the United Kingdom and New Zealand. The number of migrant departures increased in 2023-24 for those born in China, India and the United Kingdom when compared with 2022-23, whereas the number of migrant departures for those born in Australia and New Zealand decreased.

Departures for those born in Australia, China, the United Kingdom and New Zealand were lower than pre-pandemic levels in 2018-19, whereas Indian-born departures were higher.

Analysis of migrant departures for these five countries of birth in the years prior to the pandemic shows that:

- those born in Australia were the largest group departing each financial year
- departures of Chinese-born increased due to international students departing. However, due to COVID-19, many were recorded as migrant departures in 2019-20 when they had left Australia prior to the pandemic for a short trip but were unable to return to Australia to continue their studies
- Indian-born migrant departures remained stable, even though there were increases in international student arrivals during this period. Like China, in 2019-20 some were recorded as migrant departures after being unable to return to Australia due to the pandemic
- UK-born migrant departures comprised mostly of Australian Citizens born in the UK, working holiday makers, temporary skilled and permanent visa holders
- the number of departures for those born in NZ increased at the start of the decade, reaching a peak of 23,000 (year ending March 2016), before gradually declining for the remainder of the decade.

Graph 2.3 Overseas migrant departures(a) - top 5 countries of birth(b) - year ending



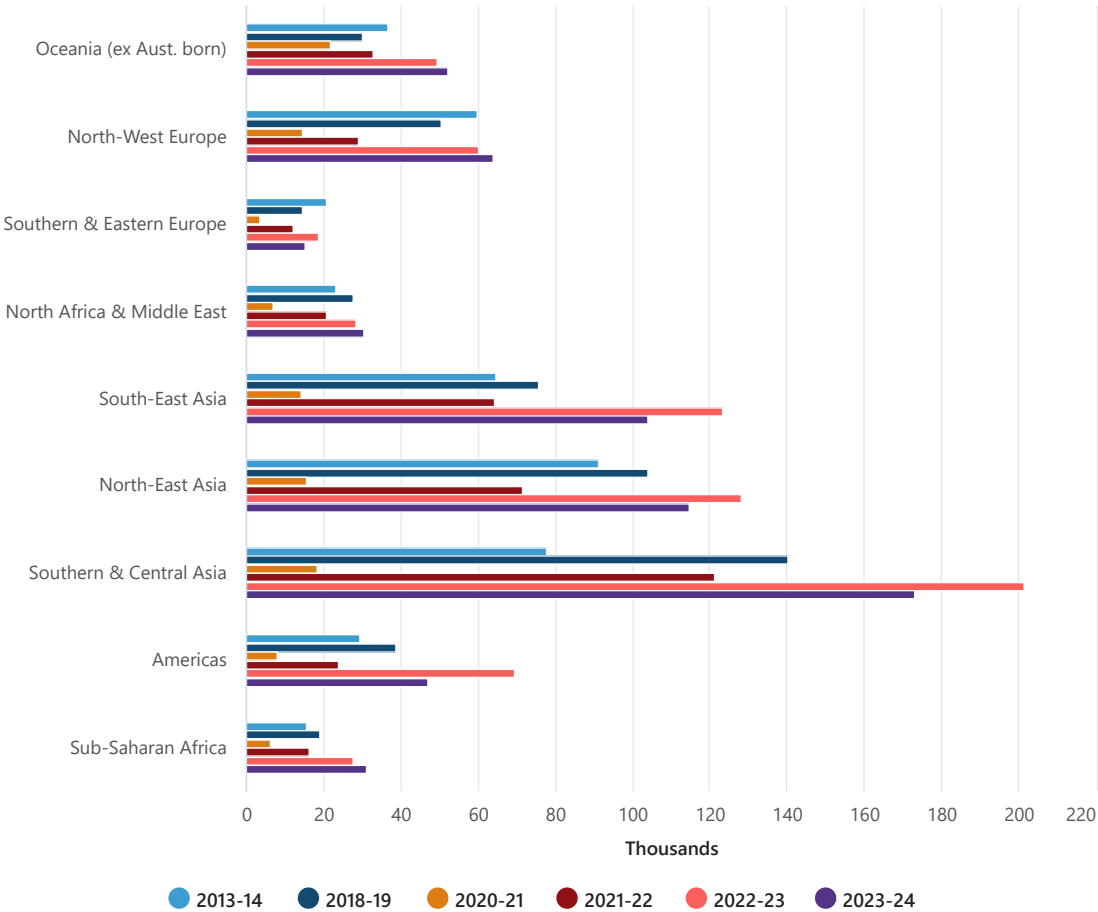
- a. Estimates from September quarter 2023 onwards are preliminary. See revision status on the methodology page.
- b. Top 5 countries of birth by the number of migrant departures in year ending June 2024.
- c. Excludes SARs and Taiwan.

مناطق العالم

The mix of countries where Australia's migrant arrivals are born has changed considerably over time. In 2023-24, the region which contributed the most arrivals was Southern and Central Asia with 26%.

A decade ago, in 2013-14, the largest group (20%) was from North-East Asia. In 2018-19, the year prior to the pandemic, this had changed with the largest group (25%) of migrant arrivals coming from Southern and Central Asia. This is a pattern which has continued post-pandemic.

Graph 2.4 Overseas migrant arrivals(a) - world regions of birth(b) - selected years



a. Estimates for 2023-24 are preliminary. See revision status on the methodology page.
b. Based on the Standard Australian Classification of Countries. See classifications on the methodology page.

فيزا

الوصول

Migrant arrivals decreased overall by 10% in 2023-24. However, the year-on-year changes varied among the different visa groups. Migrant arrivals for:

- temporary visa holders remained higher than the pre-pandemic levels for most temporary groups but overall were down 16% on the previous year
- permanent visa holders increased by 13%
- international students saw a decrease of 26%
- working holiday makers increased by 8%.

Table 3.1 Overseas migrant arrivals by visa and citizenship groups(a)

	2018-19 pre-COVID	2022-23	2023-24	2022-23 to 2023-24 annual change
Visa groupings(b)	'000	'000	'000	'000
Permanent visas				
Family	24.3	21.1	23.1	2.0
Skilled (permanent)	38.2	35.4	40.7	5.3
Special eligibility & humanitarian	15.3	13.0	17.5	4.5
Other (permanent)	7.5	10.9	9.6	-1.4
Total permanent visas	85.4	80.4	90.9	10.5
Temporary visas				
Student - vocational education and training	22.6	38.1	19.8	-18.3
Student - higher education	111.3	177.4	147.5	-29.9
Student - other	30.4	62.2	39.4	-22.8
Skilled (temporary)	32.6	49.2	48.8	-0.4
Working holiday	49.1	73.7	79.6	5.9
Visitors	91.2	108.3	90.0	-18.4
Other (temporary)	13.4	47.6	39.6	-8.0
Total temporary visas	350.7	556.6	464.8	-91.8
New Zealand citizens (subclass 444)(c)	30.5	42.7	51.1	8.4
Australian citizens (no visa required)	78.9	58.8	60.0	1.3
Total(d)	550.4	739.4	666.8	-72.6

a. Estimates for 2023-24 are preliminary. See revision status on the methodology page.

b. The visa at time of traveller's overseas migration arrival date. The number of visas here should not be confused with information on visas granted by the Department of Home Affairs as visas can be granted onshore.

c. Visa subclass 444 is granted to New Zealand citizens upon arrival in Australia if they have not already been granted another visa.

d. Includes unknown visas.

المغادرة

Migrant departures increased overall by 8% in 2023-24, however the year-on-year changes varied among the different visa groups. Migrant departures for:

- permanent visa holders decreased by 6% from the previous year
- temporary visa holders increased by 40%
- working holiday makers increased by 264%
- international students increased by 97%.

Table 3.2 Overseas migrant departures by visa and citizenship groups(a)

	2018-19 pre-COVID	2022-23	2023-24	2022-23 to 2023-24 annual change
Visa groupings(b)	'000	'000	'000	'000
Permanent visas				
Family	5.8	5.6	5.1	-0.5
Skilled (permanent)	7.5	4.9	5.0	0.2
Special eligibility & humanitarian	0.2	0.1	0.2	0.1
Other (permanent)	8.1	9.6	8.5	-1.0
Total permanent visas	21.5	20.1	18.9	-1.3
Temporary visas				
Student - vocational education and training	17.0	4.6	7.6	3.0
Student - higher education	40.9	7.9	17.3	9.3
Student - other	9.5	3.0	5.7	2.7
Skilled (temporary)	15.7	5.6	6.9	1.2
Working holiday	25.1	3.0	10.8	7.8
Visitors	27.3	18.4	17.5	-0.9
Other (temporary)	33.0	31.9	38.3	6.5
Total temporary visas	168.5	74.3	104.0	29.6
New Zealand citizens (subclass 444)(c)	22.4	16.4	14.1	-2.3
Australian citizens (no visa required)	85.9	89.2	84.2	-5.0
Total(d)	309.1	203.9	221.2	17.3

a. Estimates for 2023-24 are preliminary. See revision status on the methodology page.

b. The visa at time of traveller's overseas migration departure date. The number of visas here should not be confused with information on visas granted by the Department of Home Affairs as visas can be granted onshore.

c. Visa subclass 444 is granted to New Zealand citizens upon arrival in Australia if they have not already been granted another visa.

d. Includes unknown visas.

العمر والجنس

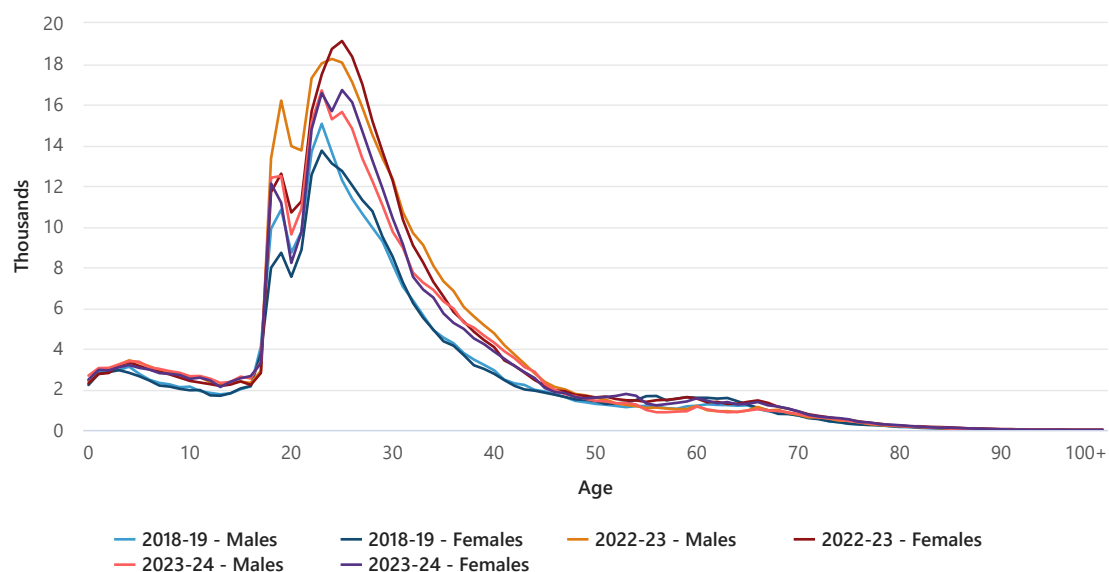
الوصول

In 2023-24, the median age of migrant arrivals was 27 and the modal age was 23. Of the 23-year-old arrivals, 57% were international students and 21% were working holiday makers.

Prior to the pandemic in 2018-19, the median age of migrant arrivals was 26 and the modal age was 23.

There were more female than male migrant arrivals in 2023-24, which was recorded as a sex ratio of 99. In 2018-19 (pre-pandemic) there were more male than female migrants, with a sex ratio of 102.

Graph 4.1 Overseas migrant arrivals(a) - age and sex



a. Estimates for 2023-24 are preliminary. See revision status on the methodology page.

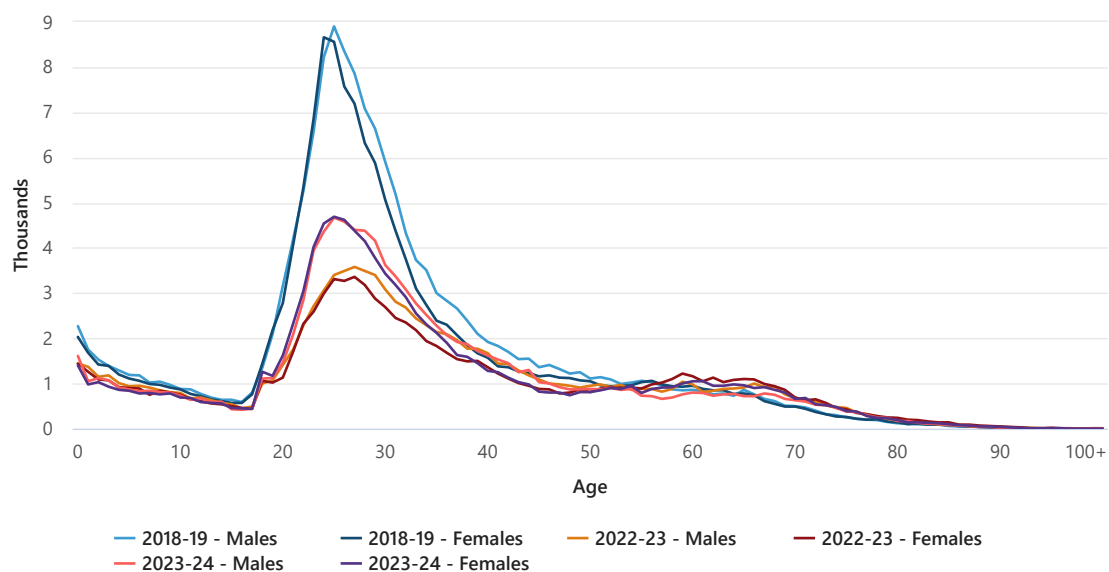
المغادرة

In 2023-24, the median age of migrant departures was 31 and the modal age was 25. Of the 25-year-old departures, 31% were international students and 29% were Australian citizens.

Prior to the pandemic in 2018-19, the median age was 28 and the modal age was 25.

There were more male than female migrant departures in 2023-24, which was recorded as a sex ratio of 101. This was lower than the sex ratio in 2018-19 (pre-pandemic) which was 109.

Graph 4.2 Overseas migrant departures(a) - age and sex



a. Estimates for 2023-24 are preliminary. See revision status on the methodology page.

الدولة والإقليم

صافي الهجرة الخارجية

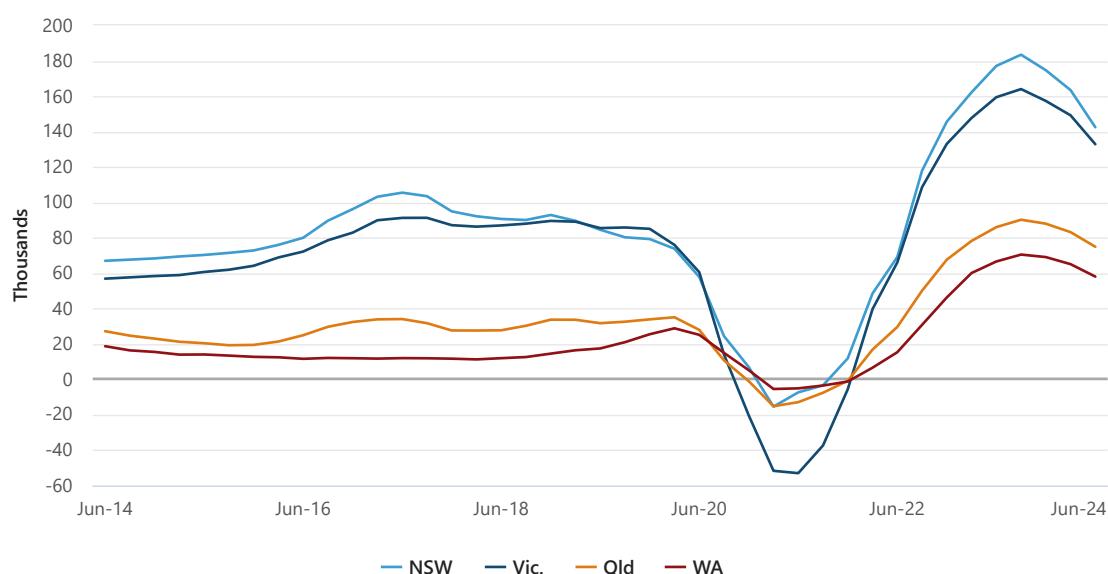
In 2023-24, overseas migration contributed a net gain of 445,640 people to the Australian population.

Individually, every state and territory recorded a net gain to their respective populations:

- NSW – a net gain of 142,470 people
- Vic. – gain of 132,860
- Qld – gain of 74,930
- SA – gain of 23,270
- WA – gain of 58,080
- Tas. – gain of 3,820
- NT – gain of 3,640
- ACT – gain of 6,520.

During the pandemic, in 2020-21, overseas migration contributed a net loss to the population of each state and territory. In contrast, in the five years prior to the pandemic, a net gain was recorded in each state and territory.

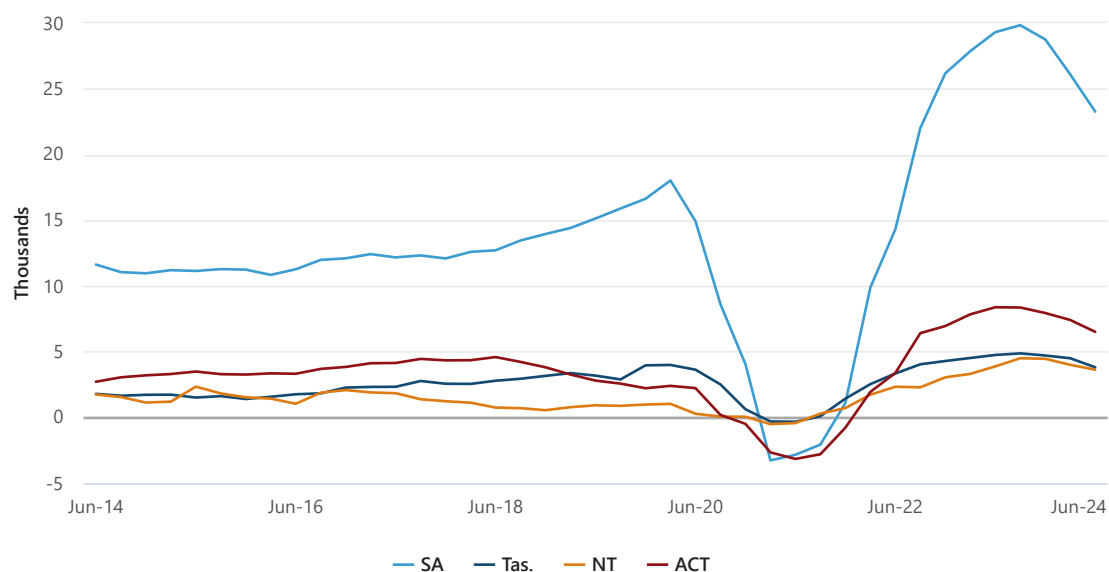
Graph 5.1 Net overseas migration(a) - larger states(b) - year ending



a. Estimates from September quarter 2023 onwards are preliminary. See revision status on the methodology page.

b. Based on the states with the largest volume of migrant arrivals and migrant departures in year ending June 2024.

Graph 5.2 Net overseas migration(a) - smaller states and territories(b) - year ending



a. Estimates from September quarter 2023 onwards are preliminary. See revision status on the methodology page.

b. Based on the states and territories with the smallest volume of migrant arrivals and migrant departures in year ending June 2024.

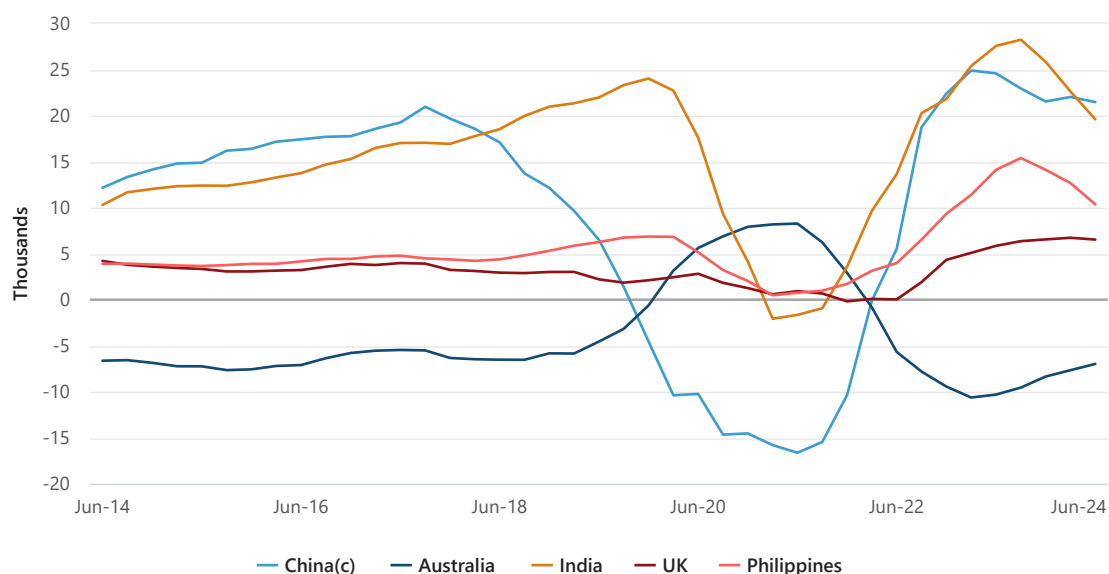
بلد الميلاد

Historically, overseas migration has contributed a net gain to Australia's population, with migrants coming from many countries across the globe.

The top countries of birth contributing to changes in population vary for different states and territories. In 2023-24, the top country of birth contributing the largest net gain to each population was:

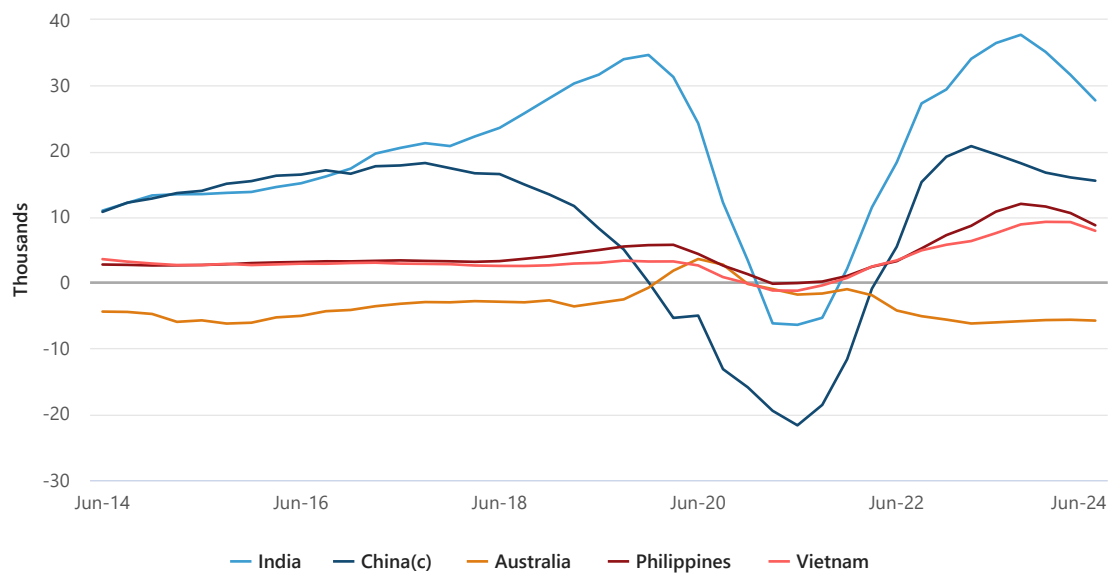
- India for Vic., Qld, SA, Tas. and NT,
- China for NSW and ACT,
- Bhutan for WA.

Graph 5.3 Net overseas migration for NSW(a) – top 5 countries of birth(b) – year ending



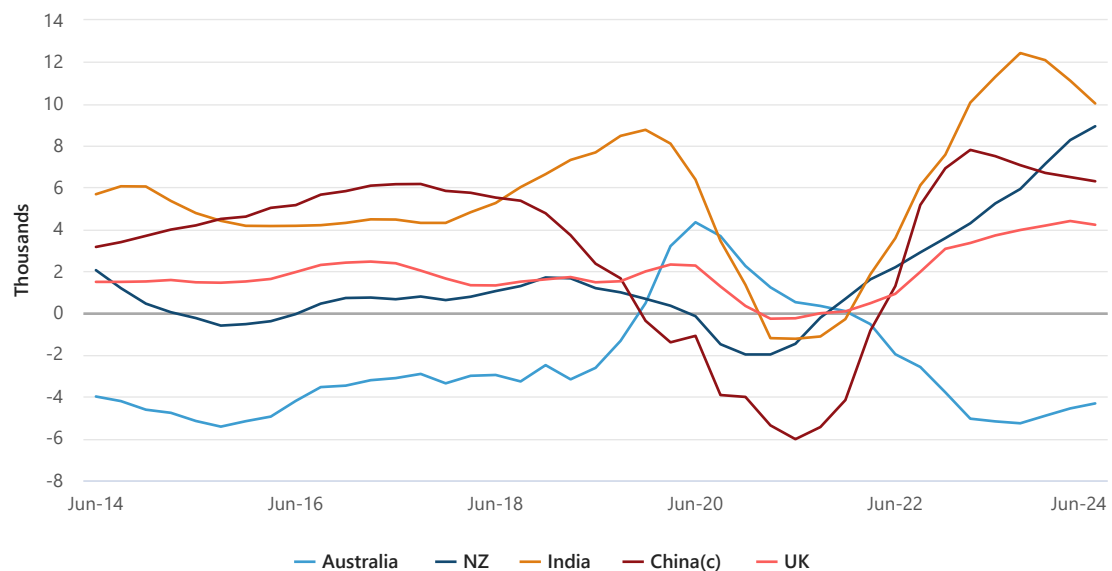
- a. Estimates for 2023-24 are preliminary. See revision status on the methodology page.
- b. Top 5 countries of birth by the sum of migrant arrivals and migrant departures in year ending June 2024 in New South Wales.
- c. Excludes SARs and Taiwan.

Graph 5.4 Net overseas migration for Vic.(a) – top 5 countries of birth(b) – year ending



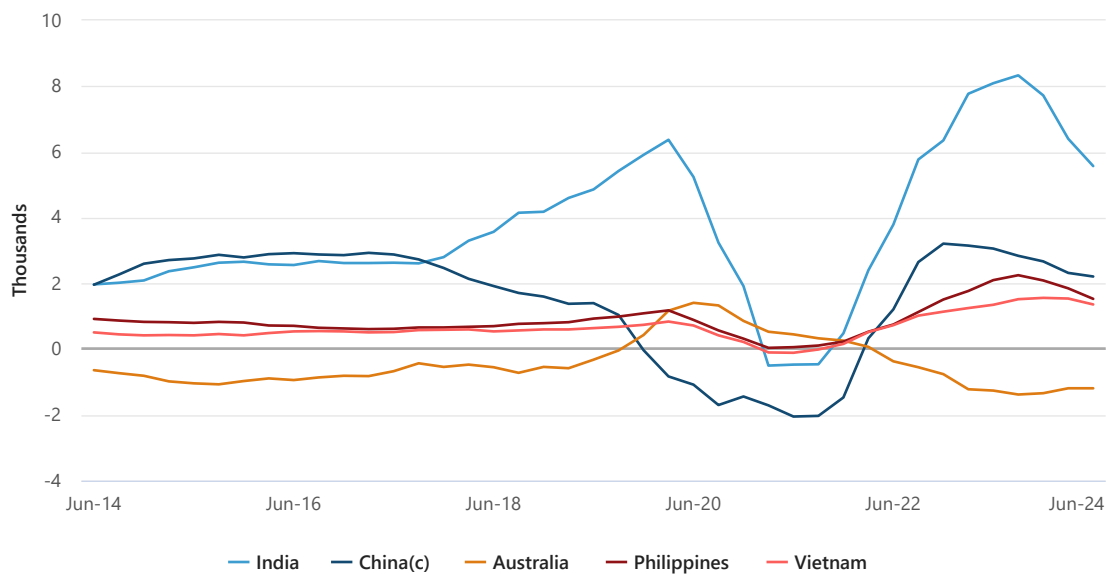
- a. Estimates for 2023-24 are preliminary. See revision status on the methodology page.
- b. Top 5 countries of birth by the sum of migrant arrivals and migrant departures in year ending June 2024 in Victoria.
- c. Excludes SARs and Taiwan.

Graph 5.5 Net overseas migration for Qld(a) – top 5 countries of birth(b) – year ending



- a. Estimates for 2023-24 are preliminary. See revision status on the methodology page.
- b. Top 5 countries of birth by the sum of migrant arrivals and migrant departures in year ending June 2024 in Queensland.
- c. Excludes SARs and Taiwan.

Graph 5.6 Net overseas migration for SA(a) – top 5 countries of birth(b) – year ending

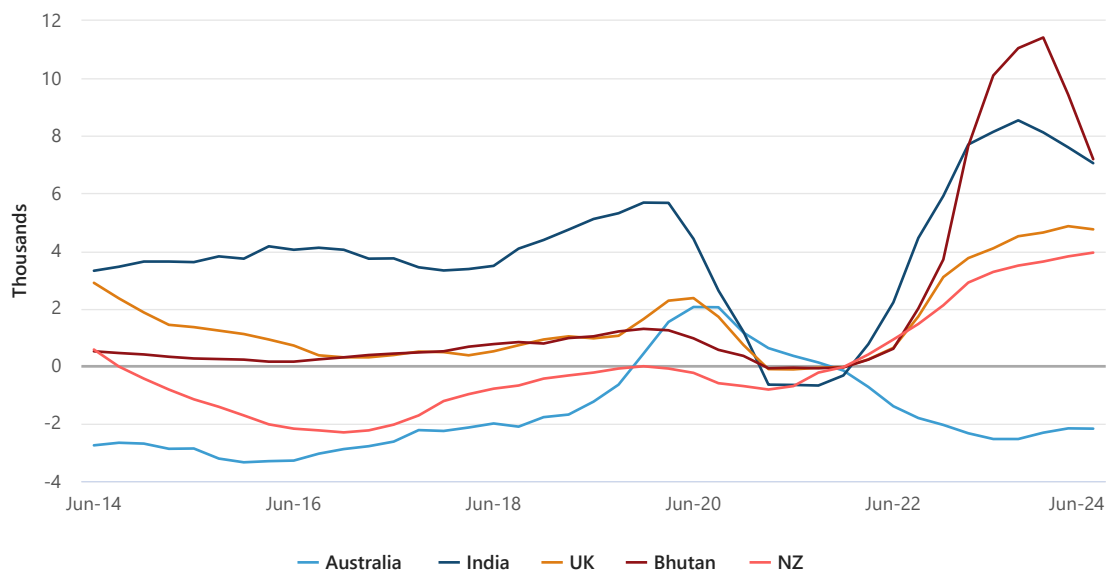


a. Estimates for 2023-24 are preliminary. See revision status on the methodology page.

b. Top 5 countries of birth by the sum of migrant arrivals and migrant departures in year ending June 2024 in South Australia.

c. Excludes SARs and Taiwan.

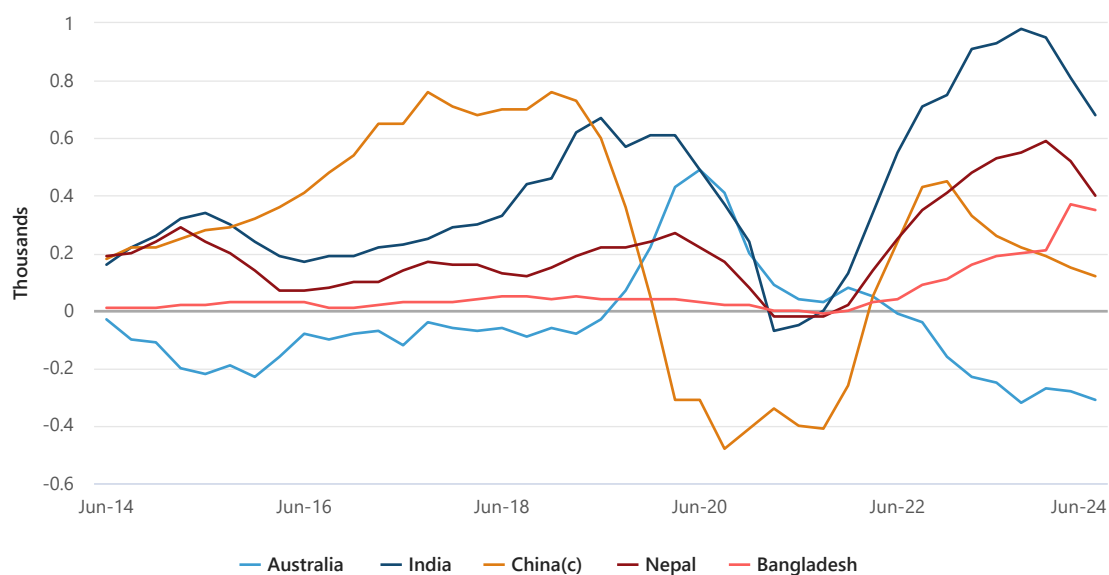
Graph 5.7 Net overseas migration for WA(a) – top 5 countries of birth(b) – year ending



a. Estimates for 2023-24 are preliminary. See revision status on the methodology page.

b. Top 5 countries of birth by the sum of migrant arrivals and migrant departures in year ending June 2024 in Western Australia.

Graph 5.8 Net overseas migration for Tas.(a) – top 5 countries of birth(b) – year ending

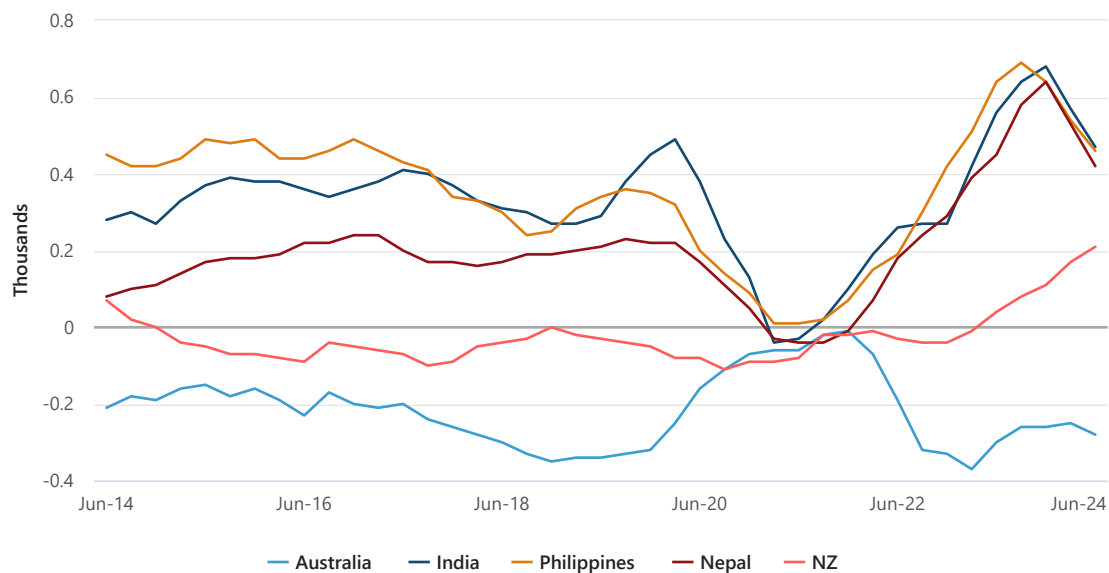


a. Estimates for 2023-24 are preliminary. See revision status on the methodology page.

b. Top 5 countries of birth by the sum of migrant arrivals and migrant departures in year ending June 2024 in Tasmania.

c. Excludes SARs and Taiwan.

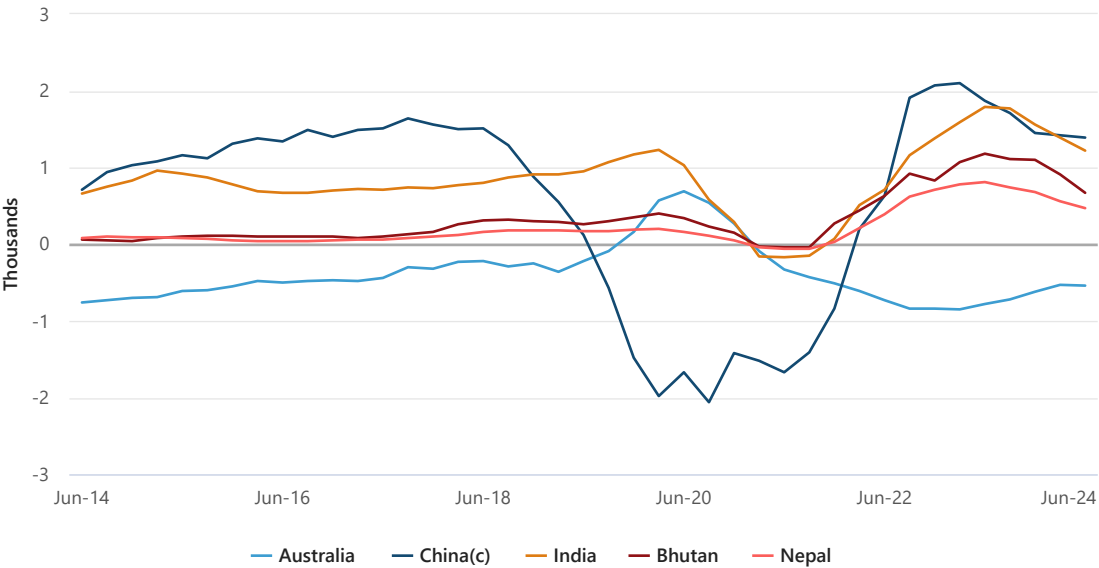
Graph 5.9 Net overseas migration for NT(a) – top 5 countries of birth(b) – year ending



a. Estimates for 2023-24 are preliminary. See revision status on the methodology page.

b. Top 5 countries of birth by the sum of migrant arrivals and migrant departures in year ending June 2024 in the Northern Territory.

Graph 5.10 Net overseas migration for ACT(a) – top 5 countries of birth(b) – year ending



a. Estimates for 2023-24 are preliminary. See revision status on the methodology page.
b. Top 5 countries of birth by the sum of migrant arrivals and migrant departures in year ending June 2024 in the Australian Capital Territory.
c. Excludes SARs and Taiwan.

عمر

In 2023-24 across the states and territories, the median age of:

- migrant arrivals varied from 26 to 28 years of age
- migrant departures varied from 30 to 33 years of age.

In 2018-19 across the states and territories, prior to the pandemic the median age of:

- migrant arrivals varied from 26 to 28 years of age, which was the same as 2023-24
- migrant departures varied from 27 to 30 years of age, which was lower than in 2023-24.

Table 5.11 Migrant arrivals and departures - median age(a) by state and territory

	NSW	Vic.	Qld	SA	WA	Tas.	NT	ACT	Aust.(b)
2023-24(c)									
Arrivals	26.5	26.3	26.9	26.6	27.3	28.1	27.6	26.2	26.6
Departures	30.6	30.3	30.1	30.9	31.5	32.1	32.8	30.0	30.5
2022-23									
Arrivals	26.4	26.5	27.1	26.6	27.7	28.1	27.7	25.9	26.8
Departures	32.6	32.2	31.4	32.2	33.3	32.5	30.8	31.8	32.3
2018-19 (pre-COVID)									
Arrivals	26.5	25.9	26.7	26.2	27.6	26.9	27.6	26.5	26.4
Departures	28.6	28.0	28.3	28.3	29.7	28.8	29.8	27.3	28.5

a. Median age is the age at which half the population is older and half is younger.
b. Includes Other Territories.
c. Estimates for 2023-24 are preliminary. See revision status on the methodology page.

الجنس

For migrant arrivals in 2023-24:

- there were more males than females for NSW, WA, Tas. and NT
- WA had the highest sex ratio (109) and ACT had the lowest sex ratio (88).

For migrant departures:

- there were more males than females for every state and territory except Vic. and ACT in 2023-24
- Tas. had the highest sex ratio (117) and ACT had the lowest sex ratio (99).

Table 5.12 Migrant arrivals and departures - sex ratio(a) by state and territory

	NSW	Vic.	Qld	SA	WA	Tas.	NT	ACT	Aust.(b)
2023-24(c)									
Arrivals	100.9	94.0	99.5	99.6	108.9	103.7	107.8	87.5	99.3
Departures	100.6	99.0	101.1	106.5	108.1	116.8	108.6	98.8	101.5
2022-23									
Arrivals	104.5	100.3	100.9	106.1	112.5	100.0	114.5	94.2	103.5
Departures	104.0	102.8	108.2	108.9	105.9	132.2	194.4	104.2	106.0
2018-19 (pre-COVID)									
Arrivals	101.7	103.2	98.4	100.6	100.7	101.4	123.3	97.7	101.6
Departures	106.6	104.4	111.2	106.3	117.0	114.9	205.7	104.4	108.9

a. Sex ratio is the number of males per 100 females.

b. Includes Other Territories.

c. Estimates for 2023-24 are preliminary. See revision status on the methodology page.

ذات الصلة ABS منشورات

[السكان على المستوى الوطني والإقليمي والولائي](https://www-abs-gov-au.translate.goog/statistics/people/population/national-state-and-territory-population/latest-release? x tr sl=auto& x tr tl=ar& x tr hl=en& x tr pto=wapp) (https://www-abs-gov-au.translate.goog/statistics/people/population/national-state-and-territory-population/latest-release? x tr sl=auto& x tr tl=ar& x tr hl=en& x tr pto=wapp).

- يشمل بيانات ربع سنوية عن صافي الهجرة الخارجية وتقديرات صافي الهجرة بين الولايات -

[السكان الإقليميون](https://www-abs-gov-au.translate.goog/statistics/people/population/regional-population/latest-release? x tr sl=auto& x tr tl=ar& x tr hl=en& x tr pto=wapp) (https://www-abs-gov-au.translate.goog/statistics/people/population/regional-population/latest-release? x tr sl=auto& x tr tl=ar& x tr hl=en& x tr pto=wapp).

- يشمل البيانات السنوية عن الهجرة الإقليمية إلى الخارج وتقديرات الهجرة الداخلية الإقليمية -

[Overseas arrivals and departures, Australia](https://www-abs-gov-au.translate.goog/statistics/industry/tourism-and-transport/overseas-arrivals-and-departures-australia/latest-release? x tr sl=auto& x tr tl=ar& x tr hl=en& x tr pto=wapp) (https://www-abs-gov-au.translate.goog/statistics/industry/tourism-and-transport/overseas-arrivals-and-departures-australia/latest-release? x tr sl=auto& x tr tl=ar& x tr hl=en& x tr pto=wapp).

- monthly statistics on all international travel arriving in and departing from Australia.

[Australia's population by country of birth](https://www-abs-gov-au.translate.goog/statistics/people/population/australias-population-country-birth/latest-release? x tr sl=auto& x tr tl=ar& x tr hl=en& x tr pto=wapp) (https://www-abs-gov-au.translate.goog/statistics/people/population/australias-population-country-birth/latest-release? x tr sl=auto& x tr tl=ar& x tr hl=en& x tr pto=wapp).

- statistics on Australia's estimated resident population by country of birth.

[Permanent migrants in Australia](https://www-abs-gov-au.translate.goog/statistics/people/people-and-communities/permanent-migrants-australia/latest-release? x tr sl=auto& x tr tl=ar& x tr hl=en& x tr pto=wapp) (https://www-abs-gov-au.translate.goog/statistics/people/people-and-communities/permanent-migrants-australia/latest-release? x tr sl=auto& x tr tl=ar& x tr hl=en& x tr pto=wapp). — 2021

- statistics about permanent migrants who arrived in Australia between 1 January 2000 and 10 August 2021.

[Temporary visa holders in Australia](https://www-abs-gov-au.translate.goog/statistics/people/people-and-communities/temporary-visa-holders-australia/latest-release? x tr sl=auto& x tr tl=ar& x tr hl=en& x tr pto=wapp) (https://www-abs-gov-au.translate.goog/statistics/people/people-and-communities/temporary-visa-holders-australia/latest-release? x tr sl=auto& x tr tl=ar& x tr hl=en& x tr pto=wapp). — 2021

- statistics about selected types of temporary visa holders who were present in Australia on Census Night, 10 August 2021.

[Migrant settlement outcomes](https://www-abs-gov-au.translate.goog/statistics/people/people-and-communities/migrant-settlement-outcomes/latest-release? x tr sl=auto& x tr tl=ar& x tr hl=en& x tr pto=wapp) (https://www-abs-gov-au.translate.goog/statistics/people/people-and-communities/migrant-settlement-outcomes/latest-release? x tr sl=auto& x tr tl=ar& x tr hl=en& x tr pto=wapp). — 2024

- statistics on selected economic and social outcomes of permanent migrants.

[Personal income in Australia](https://www-abs-gov-au.translate.goog/statistics/labour/earnings-and-working-conditions/personal-income-australia/latest-release? x tr sl=auto& x tr tl=ar& x tr hl=en& x tr pto=wapp#migrants) (https://www-abs-gov-au.translate.goog/statistics/labour/earnings-and-working-conditions/personal-income-australia/latest-release? x tr sl=auto& x tr tl=ar& x tr hl=en& x tr pto=wapp#migrants). — migrant content

- Regional data on the number of income earners, amounts received, and the distribution of income for the 2021-22 financial year.

[Jobs in Australia](https://www-abs-gov-au.translate.goog/statistics/labour/jobs/jobs-australia/latest-release? x tr sl=auto& x tr tl=ar& x tr hl=en& x tr pto=wapp#employed-migrants) (https://www-abs-gov-au.translate.goog/statistics/labour/jobs/jobs-australia/latest-release? x tr sl=auto& x tr tl=ar& x tr hl=en& x tr pto=wapp#employed-migrants). — migrant content

- Information about the number and nature of filled jobs, the people who hold them and their employers.

[Personal income of migrants, Australia](https://www-abs-gov-au.translate.goog/statistics/people/people-and-communities/personal-income-migrants-australia/latest-release? x tr sl=auto& x tr tl=ar& x tr hl=en& x tr pto=wapp) (https://www-abs-gov-au.translate.goog/statistics/people/people-and-communities/personal-income-migrants-australia/latest-release? x tr sl=auto& x tr tl=ar& x tr hl=en& x tr pto=wapp). — 2016-17

- statistics on personal income of migrants including employee income, own unincorporated business income, investment income and other income.

Enquiries

For further information about these publications and related statistics visit [www.abs.gov.au/about/contact-us](https://www-abs-gov-au.translate.goog/about/contact-us? x tr sl=auto& x tr tl=ar& x tr hl=en& x tr pto=wapp) (https://www-abs-gov-au.translate.goog/about/contact-us? x tr sl=auto& x tr tl=ar& x tr hl=en& x tr pto=wapp).

Data downloads

Notes for time series spreadsheets

Estimates for 2023-24 are preliminary. Preliminary estimates are based on outputs from a propensity model rather than the actual migration outcomes of each traveller. Please take care when using the variables of preliminary estimates at this level of granularity as they may be subject to proportionally large revisions. See revision status on the methodology page.

The estimates in these tables use the 12/16 month rule methodology for calculating net overseas migration. They have not been used in compiling Australia's official estimated resident population (ERP) until September quarter 2006 and onwards. See method used on the methodology page.

To confidentialise, estimates have been rounded to the nearest 10. As a result, sums of the components may not add to totals. Calculations made on rounded data may differ to those published. See confidentiality on the methodology page.

Country classification and codes are from the [Standard Australian Classification of Countries \(SACC\), 2016](https://www-abs-gov-au.translate.goog/statistics/classifications/standard-australian-classification-countries-sacc/latest-release?_x_tr_sl=auto&_x_tr_tl=ar&_x_tr_hl=en&_x_tr_pto=wapp) (cat. no. 1269.0).

NOM statistics by visa group in this dataset are derived from the type of visa or citizenship held when the traveller migrates to or from Australia. These counts of number of migrations by visa type should not be confused with information on the number of visas granted (and also published) by the Department of Home Affairs. Over time, new visas created by Home Affairs are added to the visa hierarchy while the use of other visas may expire. Care should be taken in the analysis of overseas migration data by visa over time.

ينبغي توخي الحذر عند تسجيل الوافدين والمغادرين من الخارج بتأشيرة. وينبغي مراعاة النتائج المستمدة من صافي الهجرة بالتأشيرة بعناية، إذ غالبًا ما يغادر الأفراد بتأشيرة مختلفة عن تلك التي كانوا يحملونها عند وصولهم. على سبيل المثال، قد يغادر الشخص الذي يصل بتأشيرة طالب بتأشيرة مهارة مؤقتة.

Time series spreadsheets

Download all (774.75 KB)

- 1. Net overseas migration by country of birth, state/territory - financial years, 2004-05 to 2023-24
[Download XLSX](#) [295.25 KB]
- 2. Overseas migrant arrivals by country of birth, state/territory - financial years, 2004-05 to 2023-24
[Download XLSX](#) [284.45 KB]
- 3. Overseas migrant departures by country of birth, state/territory - financial years, 2004-05 to 2023-24
[Download XLSX](#) [269.48 KB]
- 4. Overseas migrant arrivals and departures by visa and citizenship groups, state/territory - financial years, 2004-05 to 2023-24
[Download XLSX](#) [108.89 KB]

Data Explorer datasets

Caution: Data in the Data Explorer is currently released after the 11:30am release on the ABS website. Please check for the current reference period when using Data Explorer.

For information on Data Explorer and how it works, see the [Data Explorer user guide](https://www-abs-gov-au.translate.goog/about/data-services/data-explorer/data-explorer-user-guide?_x_tr_sl=auto&_x_tr_tl=ar&_x_tr_hl=en&_x_tr_pto=wapp).

Notes for Data Explorer datasets

تقديرات الفترة 2024-2023 أولية. وتستند هذه التقديرات الأولية إلى مخرجات نموذج الميل، وليس إلى نتائج الهجرة الفعلية لكل مسافر. يُرجى توخي الحذر عند استخدام متغيرات التقديرات الأولية بهذا المستوى من التفصيل، إذ قد تخضع لمراجعات كبيرة نسبيًا. يُرجى الاطلاع على حالة المراجعة في صفحة المنهجية.

تعتمد التقديرات الواردة في هذه الجداول على منهجية قاعدة ١٢/١٦ شهرًا لحساب صافي الهجرة الخارجية. لم تُستخدم هذه المنهجية في تجميع تقديرات عدد السكان حتى الربع الثالث من عام ٢٠٠٦ وما بعده. يُرجى الاطلاع على المنهجية المُستخدمة في صفحة المنهجية (ERP) المقيمين الرسميين في أستراليا لضمان السرية، تم تقريب التقديرات إلى أقرب عشرة. ونتيجة لذلك، قد لا تُضاف مجموع المكونات إلى الإجمالي. قد تختلف الحسابات المُجرّاة على البيانات المُقربة عن تلك المنشورة. يُرجى مراجعة قسم السرية في صفحة المنهجية.

https://www-abs-gov-au.translate.google/statistics/classifications/standard-australian-classification-countries-sacc/latest-release?x_tr_sl=auto&x_tr_tl=ar&x_tr_hl=en&x_tr_pto=wapp (2016). (SACC) تصنيف البلدان والرموز مأخوذة من التصنيف الأسترالي القياسي للبلدان (رقم الفهرس 1269.0).

إحصاءات الهجرة حسب نوع التأشيرة في هذه المجموعة مستمدة من نوع التأشيرة أو الجنسية التي يحملها المسافر عند هجرته من أستراليا أو إليها. لا ينبغي الخلط بين هذه الإحصاءات لعدد المهاجرين حسب نوع التأشيرة والمعلومات المتعلقة بعدد التأشيرات الممنوحة (والمنشورة أيضًا) من قبل وزارة الداخلية. مع مرور الوقت، تُضاف التأشيرات الجديدة التي تُصدرها وزارة الداخلية إلى تسلسل التأشيرات، بينما قد تنتهي صلاحية استخدام تأشيرات أخرى. يجب توخي الحذر عند تحليل بيانات الهجرة الخارجية حسب نوع التأشيرة بمرور الوقت.

ينبغي توخي الحذر عند تسجيل الوافدين والمغادرين من الخارج بتأشيرة. وينبغي مراعاة النتائج المستمدة من صافي الهجرة بالتأشيرة بعناية، إذ غالبًا ما يغادر الأفراد بتأشيرة مختلفة عن تلك التي كانوا يحملونها عند وصولهم. على سبيل المثال، قد يغادر الشخص الذي يصل بتأشيرة طالب بتأشيرة مهارة مؤقتة.

Financial years

[Overseas migration, arrivals, departures and net, state/territory, age and sex - financial years, 2004-05 onwards](https://translate.google.com/website?sl=auto&tl=ar&hl=en&client=webapp&u=https://explore.data.abs.gov.au/vis?tm%3DMigration%26pg%3D0%26df%5Bds%5D%3DABS_ABS_TOPICS%26df%5Bid%5D%3DNOM_FY%26df%5Bag%5D%3DABS%26df%5Bvs%5D%3D1.0.0) (https://translate.google.com/website?sl=auto&tl=ar&hl=en&client=webapp&u=https://explore.data.abs.gov.au/vis?tm%3DMigration%26pg%3D0%26df%5Bds%5D%3DABS_ABS_TOPICS%26df%5Bid%5D%3DNOM_FY%26df%5Bag%5D%3DABS%26df%5Bvs%5D%3D1.0.0).

Calendar years

[Overseas migration, arrivals, departures and net, state/territory, age and sex - calendar years, 2004 onwards](https://translate.google.com/website?sl=auto&tl=ar&hl=en&client=webapp&u=https://explore.data.abs.gov.au/vis?tm%3DMigration%26pg%3D0%26df%5Bds%5D%3DABS_ABS_TOPICS%26df%5Bid%5D%3DNOM_CY%26df%5Bag%5D%3DABS%26df%5Bvs%5D%3D1.0.0) (https://translate.google.com/website?sl=auto&tl=ar&hl=en&client=webapp&u=https://explore.data.abs.gov.au/vis?tm%3DMigration%26pg%3D0%26df%5Bds%5D%3DABS_ABS_TOPICS%26df%5Bid%5D%3DNOM_CY%26df%5Bag%5D%3DABS%26df%5Bvs%5D%3D1.0.0).

Quarterly

[الهجرة الخارجية، الوافدون، المغادرون، الولايات/الأقاليم، مجموعات التأشيرات والمواطنة - ربع سنوية وسنوات مالية، من الربع الثالث من عام 2006 فصاعدًا](https://translate.google.com/website?sl=auto&tl=ar&hl=en&client=webapp&u=https://explore.data.abs.gov.au/vis?fs%5B0%5D%3DPeople%252C1%257CPopulation%2523POPULATION%2523%257COverseas%2520Migration%2523OVERSEAS_MIGRATION%2523%26pg%3D0%26fc%3DPeople%26df%5Bds%5D%3DPEOPLE_TOPICS%26df%5Bid%5D%3DOMAD_VISA%26df%5Bag%5D%3DABS%26df%5Bvs%5D) (https://translate.google.com/website?sl=auto&tl=ar&hl=en&client=webapp&u=https://explore.data.abs.gov.au/vis?fs%5B0%5D%3DPeople%252C1%257CPopulation%2523POPULATION%2523%257COverseas%2520Migration%2523OVERSEAS_MIGRATION%2523%26pg%3D0%26fc%3DPeople%26df%5Bds%5D%3DPEOPLE_TOPICS%26df%5Bid%5D%3DOMAD_VISA%26df%5Bag%5D%3DABS%26df%5Bvs%5D).

منشئ الجدول

[TableBuilder: الهجرة الصافية إلى الخارج](https://www-abs-gov-au.translate.google/statistics/microdata-tablebuilder/available-microdata-tablebuilder/net-overseas-migration?x_tr_sl=auto&x_tr_tl=ar&x_tr_hl=en&x_tr_pto=wapp) (https://www-abs-gov-au.translate.google/statistics/microdata-tablebuilder/available-microdata-tablebuilder/net-overseas-migration?x_tr_sl=auto&x_tr_tl=ar&x_tr_hl=en&x_tr_pto=wapp).

المنهجية

[منهجية الهجرة الخارجية للسنة المالية 2024-2023](#)